DIABLO



Blizzard Entertainment
P. O. Box 18979
Irvine, CA 92623

Copyright © 1996 by Blizzard Entertainment

The software and the manual are copyrighted. All rights reserved. They may not, in whole or in part, be copied, photocopied, reproduced, translated or reduced to any electronic medium or machine-readable form without prior consent, in writing, from Blizzard Entertainment. The user of this product shall be entitled to use the product for his or her own use, but shall not be entitled to sell or transfer reproductions of the software or manual to other parties in any way, nor to rent or lease the product to others without permission from Blizzard Entertainment.

Diablo and Battle.net are trademarks and Blizzard Entertainment is a registered trademark of Davidson and Associates, Inc.

Uses Smacker Video Technology, Copyright © 1994 by Invisible Inc. d.b.a. RAD Software

BLIZZARD ENTERTAINMENT
Blizzard Entertainment
P.O. Box 18979
Irvine, CA 92623

http://www.blizzard.com World Wide Web

The Initiate

Which way is the right path, as I stand upon
this chaotic crossroad of hate...
How many ways are there to roam
on this dark and damned road of Fate...

"There are many ways, my son,
to find where the souls of Demons remain...
But it takes only one second of despair and of doubt
until at last, your soul, they will gain...
Inherit these lands, these things, these dreams
that are yours, forever, to adore...
For there is no life, in the depths of chaos, my son,
for you to explore..."

C. Vincent Metzen

Table of Contents

Getting started 6
Troubleshooting 7
Technical support 8
Tutorial of Diablo 9
Game Overview 20
Multi Player Instructions 22
Character Summary 26
- Warrior 28
- Rogue 30
- Sorcerer 32

Items 34
Spells 42
Beastiary 48
Librarius Ex Horadrim
- Book I - Of Heaven And Hell
  - The Great Conflict 59
  - The Sin War 60
  - The Dark Exile 61
  - The Binding of the Three 62
- Book II - The Return of Terror
  - The Lands of Khanduras 67
  - The Awakening 68
  - The Darkening of Tristram 69
  - The Fall of the Black King 70
  - The Reign of Diablo 71

The Nature of the Soul Stones 75
Credits 78

"To try to find strength in righteousness is folly.

For He seeks to topple those who have the farthest to fall..."

GETTING STARTED

System Requirements

Computer: *Diablo* requires an IBM PC or 100% compatible computer, with a Pentium 60MHz or better processor. Your computer must have at least 8 megabytes of RAM for a single player game, 16 megabytes of RAM are required to play multi player games of *Diablo*.

Operating System: You must be utilizing Windows 95 or Windows NT 4.0 to play *Diablo* on your system.

Controls: A keyboard and a 100% Microsoft-compatible mouse are required.

Drives: A hard drive and a double-speed or faster CD-ROM drive are necessary for installation and play.

Video: *Diablo* requires a SuperVGA card that supports Direct Draw. You must also have *DirectX 3.0* or higher installed on your system to play the game (*DirectX 3.0* is included on the Diablo CD.)

Sound: *Diablo* will work with any Windows 95 compatible sound card. To play the music during the game, both your sound card and your CD-ROM drive must be configured for playing digital audio.

Installation of Diablo

Place the *Diablo* CD into your CD-ROM drive. If your computer is AutoPlay capable, a *Diablo* menu will automatically appear on the screen. Select *Install Diablo* from the list of choices to start the installation program. Follow the on-screen instructions to install **Diablo** on your system. After the game is successfully installed, you will have the option of adding a *Diablo* shortcut to your **Start** menu.

If your system is not AutoPlay capable, open the **My Computer** icon on your Desktop, then select the drive letter that represents your CD-ROM drive. Double-click on the **Setup** icon and continue as above.

Installation of DirectX

Make sure the *Diablo* CD is in your CD-ROM drive. From the *Diablo* Install screen select the icon for **Install DirectX 3.0**. You will be prompted to choose a directory in which to install DirectX, then follow the on-screen directions.

TROUBLE SHOOTING

Diablo requires that you have Microsoft's DirectX 3.0 installed, and that your video and sound cards are DirectX 3.0 compatible. DirectX 3.0 is included on the *Diablo* CD, and you can install it by running "Setup" on the CD and selecting "Install DirectX" from the list of options. Blizzard also recommends that you contact your video and sound card manufacturers to make sure that you have the most recent drivers installed on your system.

I am not hearing any music or sound effects in Diablo.
Make sure that your sound card is DirectX 3.0 compatible. Sound cards that are not supported under Microsoft's DirectX will not work with *Diablo*. Contact your sound card manufacturer to obtain the latest drivers for your system and information on installing them.

I keep hearing static or feedback during the game.
This usually occurs with older versions of DirectX. Install DirectX 3.0 from the *Diablo* CD. You also may want to check your mixer settings under Windows95.

Why am I only getting a black screen when I start Diablo?
Either your video card is not DirectX compatible, or you are using an older version of DirectX. You will need to install DirectX 3.0 from the *Diablo* CD and/or obtain DirectX compatible drivers from your video card manufacturer.

Will Diablo work on my Cyrix 6x86 computer?
Yes.

Can I run Diablo on my 486 or other non-Pentium processor?
Diablo has been optimized to run best on a Pentium 60 or faster processor. While CPUs slower than a Pentium 60 may run the game, it may not run properly or at playable speeds.

Is there any way to play without the CD?
No, you must have the Diablo CD in your CD-ROM drive in order to play a full-version single player game. Spawned copies of Diablo will allow you to play shareware IPX, serial, and modem games, and allow limited Battle.net play.

Can I install Diablo to a compressed drive?
This should cause no problems, however, due to performance issues we do not recommend it.

Will Diablo work with my RAM doubling utility?
Yes, but you will probably notice a performance decrease. We suggest disabling RAM doubling utilities when playing *Diablo*.

"But I, in truth, have been once here before:
that savage witch Erichte, she who called
the shades back to their bodies, summoned me.
My flesh had not been long stripped off when she
had me descend through all the rings of Hell,
to draw a spirit back from the Betrayer's circle.
That is the deepest and the darkest place,
the farthest from the heaven girds all:
so rest assured, I know the pathway all."

-Dante

"Pierce me with steel, rend me with claw and fang.

As I die a legend is born for another generation to follow..."

"Wisdom is earned... not given."

TECHNICAL SUPPORT

Online Support Services

Blizzard Entertainment provides upcoming news, software updates, product demos, reviews, technical support and more on the following online services.

World wide web: http://www.blizzard.com **http://www.battle.net**

Technical Support Tel: (0118) 920 9111
Fax: (0118) 987 5603

Lines open 24 hrs, 365 days a year, using our automated technical support attendant. This system includes answers to all commonly posed questions and problems with our new and major titles. It is set up in a friendly and easy to use menu system that you navigate through using a touch tone telephone. If the answer to your question is not in our automated system, then you will be transferred to a technician between the hours of 9am and 5.30pm Monday to Friday.

Here are some key-presses that will allow you to navigate through our automated attendant. Note that these are the standard letter assignments that are given to UK telephones so if your phone has letters on the keypad, please use them instead:

2:	3:	4:	5:	6:	7:	8:	9:	0:
A, B, C	D,E,F	G,H,I	J, K, L	M, N, O	P, R, S	T, U, V	W, X, Y	Q, Z

Before you call our technical support lines, please check that you have read the Readme file included on the game disk #1. You may well find a very quick answer to the problem that you are facing as these files contain answers to most common problems. If the answer is not here, make sure you have precise details of any error message that you receive, and details regarding the specifications of your computer before you call us, as this will help us in giving you a faster and more efficient service.

If you would prefer to write to us, please send your mail to the following address:

HAVAS INTERACTIVE UK Ltd.
Customer Services / Mail Order / Tech Support Department
2 Beacontree Plaza - Gillette Way
Reading • Berkshire - RG2 0BS
United Kingdom

Hintline (UK callers only)
(0891) 660 660

24 hrs. Automated service requires a touch tone phone. Calls cost 50p/min. at all times. Max call length 7.5 minutes. Max call charge at £3.75 at all time

TUTORIAL

"A hero ventures forth from the world of common day into a region of supernatural wonder: fabulous forces are there encountered and a decisive victory is won: the hero comes back from this mysterious adventure with the power to bestow boons on his fellow man."

–Joseph Campbell

Starting The Game

Insert the **Diablo** CD into your computer. If your computer is Autoplay capable, a menu screen will appear with a list of options. If your computer does not have Autoplay enabled, you will need to manually start *Diablo* by double-clicking on the "My Computer" icon, and then double-clicking on your CD-ROM icon. Locate the "Setup" program and double-click on the icon. If you have already installed *Diablo*, select "Play Diablo" from the list of choices. *Diablo* will start up shortly. If *Diablo* does not start up, consult the Troubleshooting section in this manual.

Once *Diablo* starts, select a Single Player game by either clicking on the "Single Player" selection or pressing the enter key on the keyboard. If this is your first time playing, you will automatically be taken to the New Single Player Hero screen. If this is not your first time playing, a list of saved characters will appear. Double-click on "New Hero" to create a new character.

Notes on Mouse Use

Since most of your control over the character is through using the mouse, here are a few terms that you should be familiar with before continuing with this tutorial. The term "left-clicking" indicates pressing and releasing the button on the left side of your mouse, whereas "right-clicking" indicates pressing the right hand button. "Double-click" means to quickly click a mouse button twice. If you are using a mouse that has three-buttons, the center button is not used while playing *Diablo*.

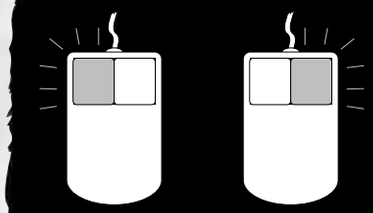

Creating a Character

There are three character archetypes, or Classes, for you to choose from in *Diablo*. Although the three Classes share common abilities, they have different strengths and weaknesses. In addition, each Class possesses a unique skill that is only usable by members of that Class.

For now, select the Warrior class by highlighting "Warrior", and left-clicking on "OK". The Warrior is the strongest and toughest of the three classes, and is the most effective

"Might and magic are spokes on the same wheel...

In lacking one you lack both..."

in close combat. His starting skill, Repair, grants him the ability to do quick field repairs on weapons and armor.

Enter a name for the new hero that you have created and your journey into the world of *Diablo* will begin. Once the world has been created you will find yourself in the town of Tristram.

The Interface

The game screen in *Diablo* is divided into two main sections, the Play Area and the Interface Bar. The Play Area displays the immediate environment around your character, including any other creatures or items that are within your character's line of sight. You can zoom in on your character by pressing the **Z** key on the keyboard. Press **Z** again to return to normal view.

The Interface Bar provides you with quick information on your character, as well as buttons to access the various information screens.

The colored orbs indicate your character's current Life and Mana. The red orb represents your current Life, and the blue orb represents your current Mana. As you take damage or cast spells, the liquid in the orbs will decrease. If you run out of Life points, your character is dead. Running out of Mana will prevent your hero from being able to cast memorized spells.

Character Information Screen

To take a closer look at your character's attributes, open up the Character Information screen. This can be done by left-clicking on the CHAR button, or pressing the **C** key on the keyboard. The Character Information screen displays the following information about your character:

The character's name and class

The character's current level and experience

How much experience the character needs to achieve the next level

How much gold your character currently possesses

Your character's attributes, including any bonuses or penalties from magical items. Bonuses are displayed in blue, while attributes that are below normal are displayed in red.

Strength represents how strong your character is, and adds to the damage that your character does in melee combat.

Magic is your character's innate ability to channel magic, either through memorized spells or enchanted items.

Dexterity covers your character's agility and nimbleness. Your chance of successfully striking an opponent in combat increases with your level and dexterity.

Vitality is an indication of the overall health and fitness of your character.

Life is the current physical state of your character. This indicates how much damage your character can take before dying.

Mana is the magical energy that your character possesses, and is used to power spells.

Your character's attributes also affect the items that he or she can use. A character with low Strength, for instance, could not wield a Great Axe.

The right column of the Character Information screen displays your hero's current combat statistics, which are:

Armor Class A measurement of how well protected your character is from physical harm. It is a total of the armor classes of all the armor that your character is currently wearing, as well as any dexterity and magical bonuses. The higher your character's armor class, the less likely you are to be hit in combat.

To Hit This is the relative chance that your character has to hit an unarmored opponent in combat.

"Not even the sun can banish the phantoms of our land. Nevertheless, we huddle in the darkness and pray for dawn..."

"Honor and courage are a warrior's right and left hands..."

Damage This is the range of damage that your character can inflict with the weapon that he or she is currently wielding.

Your resistance to various types of magical effects are located below your character's combat statistics.

Magic This includes spells that summon pure magic to create their effect.

Fire This will help shield you from the effects of fire based attacks and spells.

Lightning Resistance to lightning will help protect you from electrical spells and attacks.

Once you have looked over your hero's statistics, close the Character Information screen by clicking the button, or pressing **C** on the keyboard.

Inventory Screen

To see what equipment your character is currently carrying, you will want to examine your character's inventory. To open the Inventory screen, either press the button, or hit the **I** key on the keyboard. A silhouette of your hero will appear along with several boxes to represent wielded/worn equipment, as well as items stored in your backpack.



Head For wearing caps, helmets, crowns and the like.

Torso This displays the overall armor that you are currently wearing.

Right Hand Place any weapons that you wish to use in this spot.

Left Hand This space is normally used for carrying a shield. If you are wielding a two-handed weapon, such as a great axe or a bow, this space will display a darkened version of the weapon to indicate that your left hand is also full.

Amulet Various magical amulets may be found deep within the labyrinth under the church. Only one amulet may be worn at a time.

Rings Magical rings can gift the wearer with many abilities. The nature of the these powerful enchantments, however, allows only one ring to be worn on each hand.

Backpack The space below your character silhouette represents your backpack. Note that items of different sizes take up different amounts of space. It may be necessary to rearrange items in your inventory to make room for new treasure.

"The only future Peace has to offer is War..."

Put your cursor over the club in your hero's backpack. Notice that the club will highlight, and a description of it will appear in the Description Box at the bottom of the screen. Left-click on the club. Your cursor will be replaced by the picture of the club. Move the club over to another empty square in your backpack, and left-click again. You have now moved the club to another spot within your backpack.

To drop the club from your inventory, left-click on it to select it and move the cursor over the Play Area. Left-click on the ground near your character and he will toss the club onto the ground. Move the cursor over the discarded club. It will be highlighted by a blue outline, and a brief description of it will appear in the Description Box. Left-click on the club to pick it up again. Note that if the Inventory screen is open, items will not automatically be placed in your backpack. Move the cursor over an empty space in your

"I have seen the horrors that lie beneath the earth. I have felt the icy breath of darkness upon my skin, and have been gripped by the skeletal talons of death itself. What prayer can ever heal the bleeding marks of Terror's embrace?"

backpack and left-click to put away the club.

Items in your backpack such as scrolls and books can be used by right-clicking on them. If it is a potion or other non-targeted effect, the effects will take place immediately. If it is a spell or effect that requires a target, your cursor will be replaced by a targeting cursor. Put the targeting cursor over the item or area that you wish to affect and click the left mouse button.

Close the Inventory screen by clicking on the button or pressing **I** on the keyboard. You can also close the inventory screen by hitting the spacebar on the keyboard. Hitting the spacebar automatically closes any screens that you have open.

The Belt

Small items, such as potions and scrolls, can be kept on your belt instead of in your backpack to make them easier to use. The Warrior starts out with two healing potions stored on his belt. The number in the lower right hand corner of the potion icon is the hotkey for that item. Pressing the **1** key on the keyboard, for example, will cause your character to drink the potion in the first spot on his belt. You can also use the items by right-clicking on them. When your character picks up a usable item that is small enough, he will automatically place it on his belt if there is room. You can also transfer items between your backpack and your belt by opening the Inventory screen, left-clicking on the item to be moved, and then left-clicking on the space that you want to move the item to.

Movement

"A warrior's true strength lies not in the body, but in the spirit..."

Movement in Diablo is accomplished by placing the cursor over the area where you wish to walk and then holding down the left mouse button. Your character will automatically move towards that direction. Note that walls, monsters, or closed doors may prevent your character from being able to find a route to where you want him to go.

Interacting with Characters

Now it's time to explore the town of Tristram and talk to one of the few remaining residents. Walk over to the fountain in the center of the town. Several people will be visible. Move your cursor over the large fellow standing off to the right. His name will appear in the Description Box. Denizens of the town or labyrinth may ask your character to perform tasks for them or offer advice on quests on which you are currently working. Some people may even have access to goods or magical artifacts that will aid you on your journey. To talk to Griswold, left-click on him. Your character will automatically walk to him and start a conversation.

Griswold is the blacksmith of Tristram and can provide your character with weapons and armor. Left-click on "Buy Basic Items". A list of items that Griswold is selling will appear. You can left-click on the scroll bar or use the **Arrow** keys to scroll up and down the list. The item's name, description and statistics will be listed, along with its price. Items that are in red are too powerful for your character to use; your hero may be too weak to wield the weapon, or too clumsy to utilize it properly. Left-click on "Back" or press **Escape** once to get back to the main conversation menu, and then left-click on "Leave the Shop" or press **Escape** again to end the conversation with Griswold.

The Quest Log

Continue to explore Tristram and talk to each of the people that you meet. Eventually, one of them will ask you to perform a task for them. You have just received your first quest. Quests are various missions that you may be asked to complete as you are investigating the evil that has been plaguing the land.

To view a list of the quests that you are currently working towards, or to review the instructions that you have been given, take a look at the Quest Log. Click on the button on the Interface Bar, or press the **Q** key on the keyboard. All quests that your character is currently assigned will be displayed. Left-click on the quest name or press **Enter** to read the instructions again. Once you are done, close the Quest Log. This can be done by clicking on the button, pressing the **Q** key on the keyboard, or pressing the spacebar. Also, once you have a quest, you can ask everyone in town for information that could help you.

Saving/Loading the Game

Before you venture into the labyrinth, you'll probably want to save your game. Bring up the Main Menu by pressing the MENU button or hitting the **Escape** key. From here, you can Save your game, Load a saved game, begin a New Game, Exit Diablo, or change the game Options. Click on "Save Game" to save your character's status. Single player heroes have one saved game slot per character, so save wisely. Multi player heroes are saved automatically as they adventure throughout Tristram.

Game Options

If you wish, you can also adjust the game's music or sound effects volume by choosing the Options selection. You can also adjust the brightness/darkness of the game by changing the Gamma setting. The farther you move the Gamma slider to the right, the lighter the game screen will become. You can exit the Menu by clicking on the MENU button or pressing the **Escape** key on the keyboard.

Entering the Dungeon

Now you are ready to begin your quest to destroy Diablo. Moving the cursor over the entrance to the church will reveal the way down into the labyrinth below. Left-click on the entrance and you will begin your descent.

The labyrinth beneath the church provides a similar view to that of the town above, with one notable exception. As your character approaches walls and doorways, they will become slightly transparent, so that you don't miss any items or creatures that may be hidden behind them. Only items and creatures that are within your character's line of sight are visible.

Pausing the Game

There may be creatures near the entrance that will approach your hero. To pause the game, press the **P** key on the keyboard. The screen will turn red to indicate that the game play is stopped. Pressing the **P** key again will resume the game. Note that pausing the game is available only in single player games.

Interacting with the Environment

Movement in the labyrinth is the same as in the town. You can either click on the destination where you wish to walk, or you can hold down the left mouse button to walk in the indicated direction. Anything that you can interact with will become highlighted when you move the cursor over it. Creatures are highlighted in red, items that you can pick up are highlighted in blue, and dungeon features such as doors are highlighted in gold. Left-clicking on the selected item will cause your character to automatically move to and interact with the selected item.

Combat

Combat is handled in the same fashion as movement. To attack a creature, move the cursor over the target, which will highlight it. The name of the creature, and what your character knows about it, will be displayed in the Description Box. Left-click on the creature to attack it. If your character is not within range, he will automatically walk towards the creature to attack it. If you are using a bow, or are trying to stay behind cover such as a doorway, you can hold down the Shift key on the keyboard while attacking to prevent your character from moving. He will stand in the same spot and fire his bow or swing his weapon.

Search the labyrinth until you find some creatures to fight. Don't forget that if your health gets low, you can use a healing potion to restore some of your hit points.

The Automap

An Automap is available to help you navigate around the dungeon. To open the Automap, click on the MAP button on the Interface Bar, or press the **Tab** key on the keyboard. A map will be overlaid on top of the Play Area. Your character's location and facing are indicated by an orange arrow in the center of the map. Doors and stairways are shown in yellow. You can use the **Arrow** keys on the keyboard to scroll around the map, and the + and - keys to zoom your view in and out. Game play does not stop while the Automap is displayed, so you can still move, attack, and be attacked by the denizens of the labyrinth.

"I am not driven by hatred.
I am not driven by fear.
I am not driven by desire,
duty, or any rationale.
I can no longer feel any of these.
All that remains is Retribution;
Cold and hard and final..."

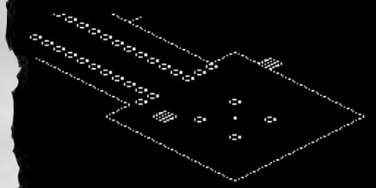

The Automap

To hide the Automap, either click the button, or press the **Tab** key on the keyboard. You can also press the spacebar to hide any open screens, including the Automap.

Gaining Experience and Levels

Continue to explore the labyrinth for a while. Try out different weapons that you find to determine which are the most effective against the creatures that you're fighting. Don't forget your healing potions, and, if things get too tough, you can always exit the dungeon and seek help in the town.

Eventually, your character will gain enough experience to reach the next level. When this happens, your Life and Mana Orbs will be completely restored, and a button will appear in the playing area. Either click on the button or bring up the Character Information screen to gain the benefits of your new level. Each level that you advance gives you points to distribute among your attributes. Left-click on the button to the right of an attribute to raise it. Also, your character's effectiveness in combat and with most spells will increase automatically.

Using Skills and Spells

Once you have gained enough experience to reach level 2, head back to the entrance. Use the Automap to locate the stairway up if you've moved far away from it. Before you go back to the town, left-click on the icon on the Interface Bar, or press the **B** key on the keyboard. This opens your Spellbook that holds a list of all the spells and skills that your character currently knows. Left-clicking on the numbered tabs along the bottom of the Spellbook allow you to flip through the pages in your Spellbook. Left-clicking on a spell or skill will prepare it, and the icon on the Interface Bar will change to indicate the prepared spell/skill. Prepare your Repair skill by left-clicking on the icon on the first page of your Spellbook. Click on the button, or press the **B** key on the keyboard to close the Spellbook.

Move your cursor over the playing area and click the right mouse button. Your character will be surrounded by a magical aura, and your cursor will turn into an icon to represent the Repair skill. The Inventory screen will also automatically open. Move the cursor over a piece of equipment that you wish to Repair, and left-click on it. Most spells and skills are used in this way, though some spells will automatically target the area that you right-click, so you'll need to experiment to see which technique to use for each spell. Also, right-clicking on the icon in your Spellbook will cast that spell.

The Speedbook and Spell Hotkeys

Another method that you can use to select the spell or skill that you wish to use is through the Speedbook. Click on the icon on the Interface Bar or press the **S** key on the keyboard to open the Speedbook. A row of icons indicating the spells and skills that your character is capable of using will appear in the Play Area, just above the Interface Bar. Skills are displayed in gold, memorized spells in blue, spells contained on scrolls are red, and spells available through a staff are orange. To change the spell/skill that you wish to have prepared, left-click on the icon that represents the one that you want. The Speedbook will close and that spell/skill will be readied for use.

Once you have learned a few spells, or have found several magical items, it might be useful to set up spell hotkeys so that you do not have to use the Spellbook or Speedbook to change spells. Put the cursor over the Repair icon in your Speedbook. Press **F5** on the keyboard. The description of the skill will change to reflect the new hotkey. Pressing the **F5** key at any time will now prepare the Repair skill for use. Using the **F5** through **F8** keys, you can assign up to four spell hotkeys.

End of Tutorial

Feel free to continue adventuring with this warrior, or open the Main Menu (using the button or **Escape**) and select "New Game" to create a new hero. For more detailed information on the world of Diablo and the creatures and items contained within it, continue reading the manual.

"Gird thyself with the weapons of knowledge and the armor of wisdom.

Victory is won as much through strength of mind and will as through brawn and steel."

Overview of Gameplay

"It is easy to go down into Hell; night and day, the gates of dark Death stand wide; but to climb back again, to retrace one's steps to the upper air — there's the rub, the task."

— Virgil, The Aeneid

Movement

Left-click on the location that you want your character to walk to.

Continuous movement can be achieved by moving the cursor in the direction you wish to travel and holding down the left mouse button. Your character will continue to walk in that direction until the mouse button is released or a path is not available.

Combat

Place the cursor over the creature that you wish to attack. The creature's name and any information that your character knows about that creature will appear in the Description Box. Unique creatures will have their name displayed in **Gold**.

Left-click on the creature to attack it with the weapon currently wielded by your character.

Holding down the Shift key while attacking will attack a location and prevent your character from moving.

Using Skills and Spells

Left-click the skill/spell that you wish to prepare by using the Spellbook or Speedbook.

Right-click on the creature or area where you wish to cast the prepared spell. Spells or skills that affect an item in your character's Inventory will turn the cursor into a targeting icon. Highlight the item that you wish to target with the cursor and left-click on it.

Hotkeys can be assigned to frequently used spells by using the Speedbook. Open the Speedbook, and place the cursor over the spell that you wish to assign a hotkey to. Press **F5-F8** to assign that key to the spell, and close the Speedbook. Pressing the appropriate key will now prepare that spell.

"Break the bones and the body will heal.

Break the spirit, and the body will die..."

Speedbook Color Key:

Gold: Skill
Blue: Memorized Spell
Red: Scroll
Orange: Staff

Interacting with the Environment

Move the cursor over any item. A colored highlight indicates that the item can be manipulated or interacted with.

Blue: Item that can be picked up
Red: Creature
Gold: Anything else with which your character can interact

Left-clicking on the highlighted item will cause your character to walk over to the item and pick it up, attack it, or otherwise interact with it.

Using Items

Moving the cursor over an item on the ground will display its name. Moving the cursor over an item in your character's Inventory will display any other information that is known about the item. The color of the description indicates the nature of the item.

White: Normal item
Blue: Magic item
Gold: Unique item

Any equipment that is tinted in **Red** is either unusable or too powerful for your character to use.

Right-click an item in your character's Inventory or Belt to use it. If the item requires a target, the cursor will be replaced by a targeting icon. Move the cursor over the desired target and left-click.

An item carried on your character's belt has an automatic hotkey assigned to it. The hotkey is displayed in the lower right hand corner of the belt slot. Pressing the hotkey will use that item.

Right-click on gold that your character is carrying to drop a specific amount.

"It is easier to stab someone in the back than it is to look them in the eyes.

Society is built upon this principle, and it is universal amongst those who rule..."

Keyboard Commands

Z	Zooms view in and out
F1	Display Diablo Help
P	Pause the Game
Escape	Bring up the Main Menu
B	Open the Spellbook
C	View Character Information
I	Examine Inventory
Q	Read Quest Log
S	Display the Speedbook
Tab	Display the Automap
Shift	Hold down when attacking to prevent movement
+/-	Zoom Automap In/Out
Arrow Keys	Scroll Automap
1-8	Use specific belt item
F5-F8	Highlight spell in Speedbook and press F5-F8 to assign hotkey. Once hotkey is assigned, the key will prepare that specific spell
F9-F12	Auto send messages (Multi player only)
Enter	Open message window/send message (Multi player only)
Spacebar	Closes all open windows

"The burning tongues of Hell lap at our heels as we run, screaming from its horrible, gaping maw. There can be no escape from the relentless beast of Terror..."

"He who fights with monsters might take care lest he thereby become a monster."

-Friedrich Nietzsche

Multi Player Instructions

Multi player Gaming

The forces of evil are powerful, but you don't have to face them alone. *Diablo* will allow up to four players to journey into the labyrinth beneath Tristram as friend or foe. Multi player characters are separate from single player characters. A multi player character's state is saved periodically during play, with experience and equipment being carried over from session to session. Therefore, the "Save" and "Load" options will not appear when the Diablo Menu is opened during a multi player game.

The Multi player Interface Bar

The Interface Bar in multi player games has two additional buttons on it, the Message button and the Player Intent button. To send a message to other players in a multi player game, left-click on the Message button, or press Enter on the keyboard. The description box will display a prompt where you can type in your message. Click on the Message button or press Enter to send the message. From the message screen, you can toggle specific players on or off. This will allow you to send secret messages to only the players that you want. If you want to quickly send a frequently used message, the keys **F9-F12** are available as hotkeys to relay preset messages.

"Any Master of battle should always take stock of his friends as well as his enemies. Knowing both can, in time, be profitable."

The Player Intent button controls how your character interacts with other players in the game. Left-clicking on the Player Intent button toggles it between Aggressive and Peaceful. Choosing Aggressive means that your character will treat other players like any other creature in the dungeon, and will attack the player if you left click on them. For a cooperative game, you will want to select Peaceful. A Peaceful character will not attack other players if they are left-clicked on, and will not directly target them with harmful spells. *Note: other players may still be hit by arrows and spell effects even if they are not specifically targeted. Use caution when fighting in close quarters.*

It is important to note that any multi player game is limited by the quality of the connection of all of the systems involved. Heavy network traffic, poor cabling, line noise, latency, and other environmental effects can greatly detract from the reliability and performance of a multi player game.

Spawning Diablo

Diablo includes the ability to "spawn" a shareware copy of itself onto other systems for playing without the *Diablo* CD. Spawned copies of Diablo allow you to play multi player games using the warrior class, including games over Battle.net. Only spawned versions of *Diablo* can play against each other; a normal installation and a spawned installation will not "see" each other in multi player games. *Note: A spawned copy of* Diablo *takes up considerably more disk space than a normal installation, as the game's data files must be stored on the computer's hard drive.*

Connection Methods

Direct Connection

Supports: 1-4 players

Requires: 2 or more computers connected via their serial ports with a null-modem cable.

One player needs to select "Create Game" to start up the game. Once the game is started, work down the chain of computers If a player does not automatically join, select "Retry Connection" to attempt to join the game again.

Troubleshooting: Check the cable to insure that it is a null-modem cable, and double-check the connections. If a null-modem adaptor is being used, make sure that no more than one adaptor is being used. The cable needs to connect to the serial, or COM ports, on each computer, not the parallel (printer) ports. A terminal program, such as *Hyperterminal* in Windows 95, can be used to confirm the connection. Make sure that there are no conflicts between the COM ports that are being used for the null-modem connection and any other devices on either system.

Null-modem cable: *A specific type of serial (9 or 25 pin) cable that connects two computers through their serial (COM) ports. A null-modem adaptor can also be attached to a serial cable to create a null-modem cable. Due to signal strength loss, do not use a null-modem cable that is over 30' in length.*

Modem Connection

Supports: 2 players

Requires: 2 computers, each with its own modem and telephone line

If your system has one modem installed, that modem will automatically be chosen when you select Modem as your connection type. If you have more than one modem installed, you will need to choose the specific modem that you wish to use.

The player that is initiating the call should select "Call" and enter the telephone number of the player that they are calling. The player that is receiving the call should select "Answer" and wait for the incoming call. If their modem is set up correctly, the game will automatically answer the incoming call and establish the connection.

Troubleshooting: Your modem needs to be set up correctly in the Windows 95 "Modems" Control Panel before Diablo will recognize it. Check your modem's settings by opening the "Modems" Control Panel. Click on the "Diagnostics" tab, and double-click on the modem that you wish to check. Windows 95 will run a test on your modem. If any errors are reported, consult your modem manufacturer.

IPX network: *A group of computers with network cards that are cabled together and communicate using the IPX protocol.*

IPX Network Connection

Supports: 1-4 players

Requires: 1 or more computers, connected to an active IPX-compatible network

To create a game, click "Create." The name of that game will be based on the name of your character. A player who wishes to join your game will need to know the game's name.

Troubleshooting: Check the settings for the IPX/SPX protocol in the "Network" control panel; contact your network administrator for assistance in setting up your network connection. Check all the physical network connections. Note that *Diablo* will only work across one network segment. Remember that the name of a game is based on the name of the player's character that creates it.

Battle.net Connection

Supports: 1-4 players

Requires: A 32-bit TCP/IP connection to the Internet. This can either be a dial-up connection or a direct connection.

Battle.net is Blizzard Entertainment's on-line Internet gaming service. It allows players from around the world to adventure with and compete against each other. Select the "Battle.net" connection method to connect to Battle.net. If your computer is configured for dial-up networking, *Diablo* will automatically establish a connection with your ISP. Once connected to Battle.net, you can chat with other players to arrange, create, and join games. Specific information is available from within Battle.net by pressing the F1 key on the keyboard.

Troubleshooting: If your computer is not configured for dial-up networking, you will need to establish a connection with your Internet provider before starting *Diablo*. Check with your Internet Service Provider to find out the latency level of your connection and whether your connection supports 32-bit TCP/IP applications. A high latency connection with any of the players can result in an unstable multi player game.

32-bit TCP/IP connection: *Generally, if you are able to run the newest versions of Netscape Navigator and/or Microsoft Internet Explorer, you have a connection capable of supporting 32-bit applications. Contact your Internet Service Provider if you are unsure if your connection is 32-bit capable.*

Low latency: *"Latency" is a measure of the time that it takes for your system to send and receive information over a network. For reliable play over Battle.net, Blizzard recommends that your connection have a latency* **less** *than 500ms. Contact your Internet Service Provider for information on the latency level of your connection.*

Dynamic Games

Games over IPX networks and Battle.net are *dynamic*. Players can join and/or leave the game at any time, and as long as one player is still active in the game, it will continue. Players cannot join a game that already has four active players, however. If all of the players leave the game, it will cease to exist.

Character Summary

Character Level and Experience

As your character explores the world of *Diablo* and combats the evil that threatens to overrun the land, he or she gains "experience" and becomes more skilled. The character's total experience determines his or her Level. A character's Level provides a quick approximation of his/her overall effectiveness, but different characters of the same Level can have different strengths and weaknesses. Increasing a level gives your character additional points to spend on Attributes, as well as increasing effectiveness in combat, spell casting, and skill use.

The most direct way to gain experience is to destroy the denizens of the labyrinth. The exact amount of experience gained by killing a creature is based on the relative Levels of the character and the creature. A seasoned Warrior does not gain any benefit from destroying a mere skeleton, for he has faced far greater evils before.

Attributes

Your character has several Attributes corresponding to abilities he or she will use during the game. Each character class starts out with different starting values to represent training that they have already had. Each Class also has limits on how high some Attributes can be raised. Warriors, for instance, cannot normally raise their Magic rating as high as an experienced Sorcerer. While gaining experience is the surest path, there are known to be magical means to raise Attributes as well.

The different Attributes, and the aspects that they represent, are as follow:

Strength represents the raw physical power that the character possesses. Very strong characters are capable of using more powerful weapons and can wear heavy armor. A high Strength gives a bonus to the amount of damage done in close combat.

Magic is a measure of the character's ability to manipulate the forces of magic. It is a combination of intelligence, willpower, and innate magical aptitude. A high Magic rating is required to learn and control complex and powerful spells and staves.

Dexterity rates the character's general agility and accuracy. A character with low Dexterity has a very difficult time hitting opponents in combat. Dexterity is a very important Attribute for archers to develop.

Vitality indicates the character's overall physical fitness. Characters with high Vitality are very healthy, rarely become sick, and have a strong endurance.

Mana is an overall rating that determines how much Mana a character can safely channel when spellcasting. It is based on the character's Class, Level, and Magic Attribute. A character that has exhausted his or her Mana is no longer able to cast learned spells. Scrolls and staves may still be used, as they draw their own power from the environment on their own. Special Mana potions are able to restore the hero's spell casting abilities by refreshing the body and clearing the mind of the imbiber.

Life is how much physical harm the character can suffer before dying. The Life total is based on Class, Level, and Vitality. A Warrior, for instance, can take more physical punishment than a Sorcerer of the same Level and Vitality rating. Once Life reaches zero the character is dead. Potions and healing spells can rebuild the human body at an incredible rate, restoring precious Life points.

Combat Statistics

A character's effectiveness in combat is influenced by many factors, including the equipment that he or she is using, the Class of the character, his or her Attributes, any enchantments that are in effect, etc. The Combat Statistics displayed on the Character Information screen represent the character's current values, but do not include the effects of non-Identified magical items.

Armor Class is a total of all the protection that your character is currently receiving from armor, talismans, shields, etc. A high armor class allows the character to resist the effects of physical attacks, and may help against various magical effects as well.

To Hit is a rough indication of the chance that your character has to successfully hit and damage a single unarmored opponent. It is a combination of many factors, and is strongly affected by the opponent's armor and overall toughness.

Damage is the current range of damage that your character can inflict on a successful hit during combat. An opponent hit by the character will lose this much Life. The Damage rating is based on the weapon being wielded, the character's Attributes, Level, and any magical bonuses.

Resistances

Magic is a fickle and unpredictable force, and every character and creature is able to resist the effects of spells. The chance of successfully avoiding the effects of a dangerous spell is primarily affected by Level, but outside factors may give the character a bonus. The Resistance ratings displayed in the Character Information screen display only bonuses granted from outside sources.

Magic resistance protects the character from spells that expel raw magical energy, or spells that attempt to change or transform the character's physical form.

Fire resistance provides defense against fire spells of all types. It can also help to resist the attacks of creatures and weapons that use fire or heat to cause damage.

Lightning resistance defends against electrical attacks of all types, from lightning bolts to the powerful charges exuded by certain creatures.

WARRIOR

The Warriors of the lands of Khanduras are well trained in all of the weapons of war. Ranging from crusading paladins to unscrupulous mercenaries, Warriors can be found wherever there is conflict amongst their countrymen. Many of these adventuresome men joined with King Leoric's army and went to battle against the Northern kingdom of Westmarch. As the fires of war burned themselves out, these Warriors returned home to find their kingdom in shattered disarray.

Dark rumors of the mysterious demise of King Leoric abound and the evil that lurks within his Cathedral has drawn many Warriors to Khanduras seeking fortune and glory. Though they were warned by the people of Tristram, a few of these brave souls have ventured into the chaotic labyrinth beneath the old church- never to be heard from again...

Whether they are driven by valor, honor, madness or greed, new Warriors arrive in Tristram every day, ready to challenge the dark unknown that awaits them beneath the earth.

The Warrior is the strongest and toughest of the three available Classes, and he excels in the art of close combat. His primary weakness is that his extensive physical training has left little time to develop more than a rudimentary knowledge of magic. The extended periods of time that most Warriors spend away from their homes and civilization requires that they learn to repair their own weapons and armor, although their skill is no match for the talent of a true blacksmith.

ROGUE

The Sisters of the Sightless Eye are a loosely organized guild shrouded in mystery amongst the peoples of the West. These highly skilled archers employ ancient Eastern philosophies that develop an "inner-sight" that they use both in combat and to circumvent dangerous traps that they may encounter. Known only as wandering Rogues in the West, the Sisters conceal their secret affiliation by posing as simple travelers. Many pompous fools have made the mistake of underestimating these steel nerved women in combat and paid a terrible price for their vanity.

The strange events transpiring in Khanduras have caught the attention of many of these Rogues. They have come from as far as the Eastern dunes to test their skills against the dark evil that is said to be lurking in Tristram. It is also believed that untold riches wait to be discovered among the ruins of the Horadrim monastery.

Although not as powerful in close combat as the Warrior, the Rogue is the undisputed master of the bow. A skilled Sister can send a stream of arrows at an opponent, each fired with a seemingly careless precision. The innate sixth sense that all Rogues seem to possess also allows them to sense trapped fixtures, and aids them in attempts to disarm these traps.

SORCERER

Although practitioners of the mystic arts are scarce within the often superstitious and religious lands of the West, many magi have made the pilgrimage from the Far East to see for themselves what horrors lie beneath the ruined Cathedral of Khanduras. The veiled Brotherhood of the Vizjerei, one of the eldest and most dominant mage-clans of the East, has sent many of its acolytes to observe the dark events unfolding in Khanduras first hand.

The Vizjerei, known for their brightly colored *turinash* -or spirit-robes- have taken a keen interest in both gathering knowledge of demons and seeing them slain. The Vizjerei elders hope that their acolytes will learn the secrets of the dark evil that they sense growing in the West and can destroy it. The possibility of discovering long-lost tomes of magical knowledge within the confines of the labyrinth has also captured the interest of many wandering Sorcerers.

Most magic in Khanduras is in the form of enchanted items and elixirs. The Eastern Sorcerers have developed a greater understanding of spellcasting than the other classes, and while a Vizjerei neonate knows only the simplest of spells to start, he can expect to rapidly grow in power as he discovers new incantations. All Sorcerers possess the ability to recharge spell staves by drawing power from their surroundings and channeling them through the staff.

ITEMS

"But he that hides a dark soul and foul thoughts

Benighted, walks under the mid-day sun

Himself is his own dungeon..."

-John Milton

As you explore the world of *Diablo* you will encounter many items that can aid you in your expeditions. Items can be examined by picking them up and highlighting them in your inventory. A description of the item will appear in the Description Box at the bottom of the Interface Bar.

By using precious metals, magical gems, and eldritch symbols, many items can be magically enhanced. Any enchanted items that your character discovers will have their descriptions displayed in blue. While your character can sense the unnatural nature of the treasure by its appearance and magical aura, he or she will need to have it magically identified before these abilities make themselves known.

Items which have their name and description displayed in gold are unique items and are treasures of legendary power. Although your character may recognize the artifact from stories and myths, he or she will still need to identify it to discover the truth behind its reputation.

Many items require that your character meet certain Attribute minimums to be used effectively. A war maul, for instance, can only be used by extremely strong heroes. Very powerful scrolls and books can only be understood by those with the highest magical abilities. If your character does not meet the requirements to use an item, that item will appear in red when picked up or carried.

Durability

Over time, weapons and armor wear down until they eventually break. Equipment found in the labyrinth is almost always worn by time and improper care. A gold silhouette of the worn equipment will appear in the corner of the Play Area when it is close to breaking. The silhouette will turn red just before the item is completely destroyed.

Warriors can perform quick repairs on their equipment, but this inevitably lowers the items' quality over time. A good blacksmith can repair equipment without lowering its long term effectiveness, for a price. Enchanted weapons and armor must be repaired by using the same precious metals and gems that were used during its construction, and can be expensive to have repaired.

Weapons

Very few creatures in the labyrinth can be reasoned with, and only a fool or a very powerful sorcerer would dare enter the confines of the church without a sturdy weapon in hand. It is rumored that there are many enchanted weapons buried beneath the church, remnants of the Horadrim's war against the Three.

Swords

The sword is the epitome of the warrior's weapon. Forged in fire and tempered to a fine edge, a good blade can cut through armor or a demon's thick hide with equal ease. Some warrior clans of Khanduras go so far as to forsake any other weapon besides a sword, and abandon the use of a shield in favor of greatswords that stand the full height of a man.

Axes

Axes are favored by those who are willing to sacrifice defense for power. In addition to being slower than other weapons, even the smallest combat axe requires two hands be free to wield properly, precluding the use of a shield. However, no other mundane item can match the damage of a good axe. Legends speak of enchanted axes capable of slicing through flesh and steel as if through butter.

Maces and Clubs

Sometimes the simplest tools are the best. Whether it be a stout piece of wood or a spiked mace, a good clubbing weapon can be deadly in the hands of a strong warrior. The minions of Mephisto—the undead—are said to have an especially difficult time resisting the effects of broken bones and shattered limbs.

Staves

The art of staff fighting has never gained much acceptance in Khanduras, but long ago the Brotherhood of Vizjerei discovered ways to use a simple wooden staff as a container for focused magical energy. The process of creating a spell staff is very time consuming, but even an apprentice Vizjerei can recharge a staff by channeling magical energy into it. Spell staves may be used to cast spells that the wielder does not yet know, and that do not require the expenditure of mana. The staff must be wielded in order to use the spell it contains.

Oddly enough, the act of infusing a staff with sorceries seems to grant the staff a will of its own. Only those skilled in the arts of magic can hope to control very powerful spell staves. It is also possible to find staves that have been further enchanted to make them more effective in combat or to grant other abilities to the wielder.

To prepare a spell from a staff, use the Speedbook to ready the spell. Spells from staves will appear on an orange background. To cast the spell right-click on the spell's target.

Bows

Bows are excellent weapons for those who to prefer to strike at their foes from a distance. The greatest archers in the world are the Sisters of the Sightless Eye. They are trained in the use of every instrument of archery, from the short bows used by the Horsemen of the Kataan Steppes to the great war bows of the Northern Tribes. Even the most skilled of the Sisters, however, knows that a bow is no match for a sword or other weapon if the fighting should come to close quarters. *Note: Holding down the Shift key while attacking with a bow will prevent your character from moving closer to his or her target.*

Armor

Good armor is essential if you wish to survive the attacks of the creatures lurking in the labyrinth. Even a simple leather jerkin or thick cloak can help to turn aside a weapon's edge or a demon's claws and prevent the wearer from being mortally wounded. There are three general classifications of armor.

Light Armor

Light armor ranges from simple clothing, such as robes and cloaks, to hardened leather armor. Even tossed aside rags will provide some protection. Although armor of this type offers minimal protection from most attacks, it is very lightweight and inexpensive to repair.

Medium Armor

This category includes basic metal armor, such as chain mail and ring mail. In general, armors of this type provide good protection from physical attacks, but are heavy enough that only athletic characters can wear them comfortably.

Heavy Armor

Most heavy armor consists of solid metal plates over a chain mesh. The extent of the plate coverage determines the exact type of armor. Field plate, for instance, covers only the torso and arms with solid plates to provide maximum mobility. Only the strongest heroes can wear heavy armor, and it is very expensive to repair. Plate armor does provide the highest protection possible from physical attacks, and enchanted plate armor can make a warrior nearly unstoppable.

Helmets

Even a simple leather cap can spell the difference between life and death, and it is a good idea to use the best helmet that you can afford. Many members of the Horadrim wore crowns of unearthly metals to reflect their status, and often these crowns were enchanted for superior protection.

Shields

Shields are extremely popular as both a means of defense and decoration. Your character will automatically attempt to block any incoming blows with his or her shield, and in times of desperation it can even be used as a bashing weapon. Bows, axes, staves, and other two-handed weapons cannot be used in conjunction with a shield.

Jewelry

Precious gems and metals make excellent foci for magical enchantments. Although most of the knowledge of creating such talismans has been either been long lost or is jealously guarded by the Eastern mage clans, rings and amulets of power may still be discovered. The primary drawback of enchanted jewelry is that multiple pieces seem to interfere with each other. For this reason, only one ring may be worn on each hand, and but one amulet may be worn about the neck. The greatest advantage of rings and amulets is that they are nearly impossible to strike in combat, and as such do not need to be repaired or maintained as armor does.

Potions

One form of magic that is still strong in the West is the brewing of elixirs that can have a variety of beneficial effects on the imbiber. By far the most common of these draughts are healing potions, which can instantly mend torn flesh and knit broken bone back together. Mana potions are infused with raw magical energy to restore the abilities of spell casters that have expended their power. The old church is sure to have a strong supply of both types of potions, as the clergy used them to care for the sick and wounded. Locals skilled in herbcraft may also be able to supply your character with potions, for the right price. It's known that the greatest of the Horadrim alchemists created strange concoctions that permanently affected the drinker.

To drink a potion, right-click on it when it is on your belt or in your backpack. You can also use the potion's hotkey if it is on your character's belt.

Scrolls

By carefully preparing special parchment with magical inks, a focus for spells can be created. Such magical scrolls provide the reader with the ability to cast a spell that they normally may not know, without expending any mana. Very powerful spells cannot be used by the untrained, however, for the cryptic symbols upon them are difficult to comprehend. The act of casting the spell drains the scroll of all magical power and causes the parchment to crumble to dust instantly.

To cast a spell from a scroll, either right-click on a scroll that your character is carrying, or use the Speedbook to prepare the spell. Spells from scrolls will appear on a red background.

Books

More valuable than gold to any sorcerer, books may contain clues to quests, spell formulas, or other pieces of knowledge. The time of the Horadrim is considered to be the greatest age of magic, when untold discoveries in the arcane arts were made. These powerful mystics used every ounce of power at their command to preserve humanity. Although the Eastern mage-clans keep watch over vast libraries of magical tomes, it is suspected that a great part of this knowledge was lost when the last of the Horadrim died. There may be lost works beneath the church that could bring some of these ancient magics to light...

You can discover a book's contents by left-clicking on it when your character discovers it. Books that contain spell formulas can be carried by your character to trade - or to study. Right-clicking on such books will increase your ability with a specific spell. No single book can teach your character all that there is to know about a spell, however. The more books that your character reads on a specific spell, the greater his or her ability with spell will become. Mastering a spell requires intimate knowledge of the ways of magic, This is reflected by an increasing magic requirement to memorize the spell.

Gold

During the long reign of peace that existed in Khanduras most towns and cities agreed upon a standard gold coin to use in trade. The Church of Zakarum has tried to have its own currency accepted as the new standard, but so far it has gained little acceptance. Although it would seem that the minions of the Three would have no use for gold coins, many demons hoard all the wealth that they can find.

To drop a specific number of coins, right-click on gold in your character's inventory. Type in the amount of gold that you wish your character to drop, and press the enter key.

SPELLS & MAGIC

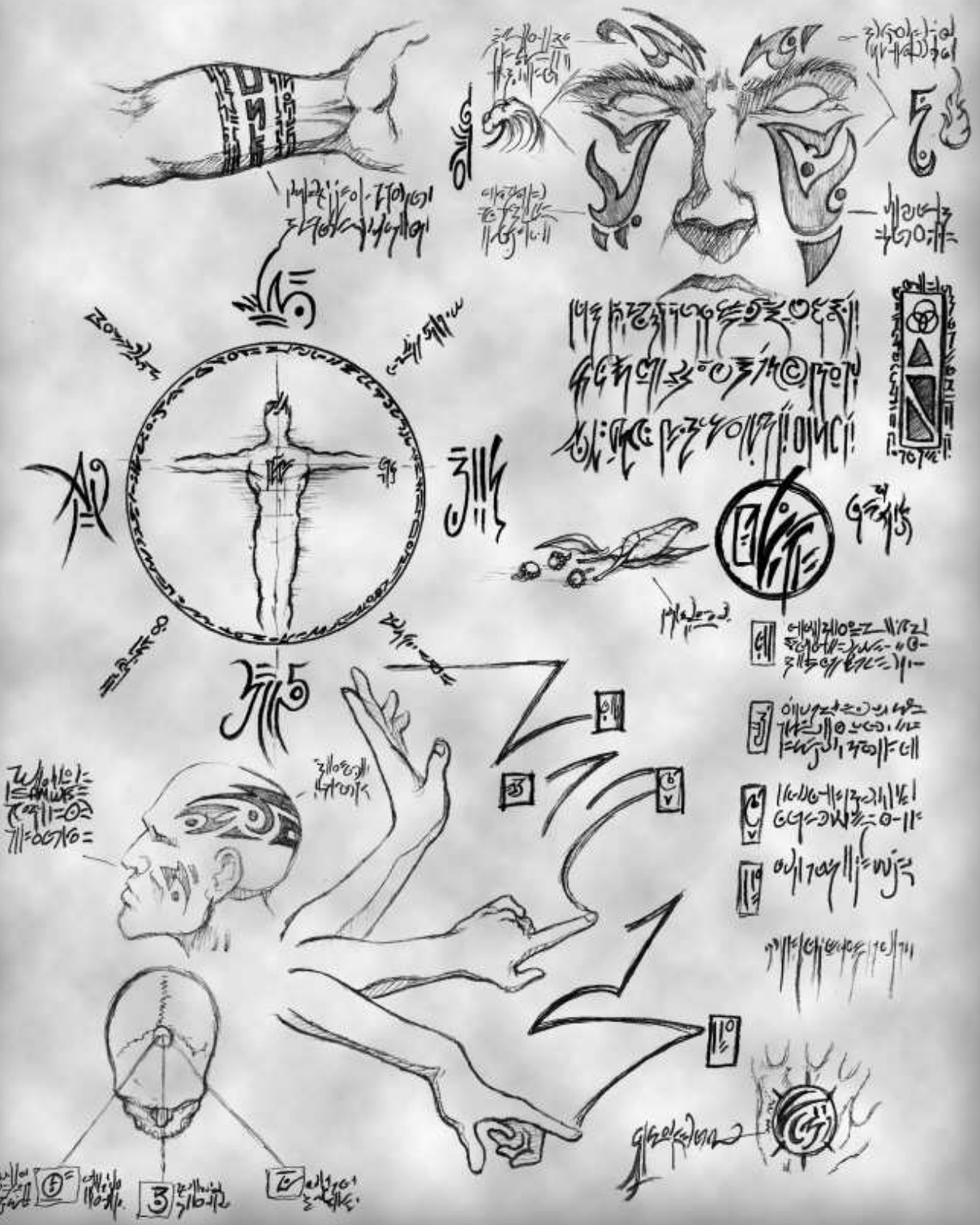

SPELLS

"Either slain thou shalt gain heaven, or conquering thou shalt enjoy the earth.

Therefore arise, son of Kunti, unto battle, making a firm resolve.

Holding pleasure and pain alike, gain and loss, victory and defeat, then gird thyself for battle: thus thou shalt not get evil."

- The Bhagavad Gita

The Nature of Magic

Magic is an extremely powerful force, the manipulation of which is carefully studied, frequently learned, but it is never fully mastered. Enchantments exude an aura that can be sensed by many, but years of training are required to properly exploit the Mana that pervades our world.

Some scholars use natural manifestations to explain the workings of the universe. In a common archetype, the physical world is likened to the sky while the ethereal realm of magic is set as the ocean. If we follow this line of thought, spells are much like the turbulence that occurs where the two interact with each other. During the Sin War, Demon and Angel alike wrought powerful magicks that threatened to tear the fabric of reality apart. The physical and magical realms began to blur and merge, which, in our archetype, would be the equivalent of a fierce hurricane.

The Forces of Order sought to preserve our reality by limiting the power of mortal man. As a consequence, only the strongest wills can harness more than the most basic of magical effects. Even then, much energy is lost in the transition of power between the two Realms. As a practitioner of the arcane arts grows more knowledgeable he is able to create these effects with greater efficiency, resulting in spells that are more potent, have more endurance and drain less Mana in their casting.

"To practice the arts is to be Damned.

To master them is to be Victorious..."

Firebolt

The true essence of Fire lies at the edge of Energy and Matter. It is, therefore, a fairly simple matter to shape Mana into a magical flame. Controlling a bolt of this fire as it flies towards its target is another matter entirely. As experience and knowledge with this spell grows, both the intensity of the flame and the speed of the bolt can be increased with the caster feeling less exertion.

Inferno

Inferno sacrifices the mobility of a Firebolt for pure damaging power. Rather than attempting to control the path and cohesiveness of a single bolt, the caster conjures forth an individual, focused stream of flame. Although it dissipates beyond more than a few paces, with a greater understanding of the forces at work the stream of fire can not only be extended a significant amount, but also can be maintained for a few moments more. The heat of an Inferno is more intense than that of a Firebolt as more Mana is being converted into essential energy.

Wall of Fire

Magical fire feeds upon no earthly source, being fueled instead by the mystic energies known as Mana. While the heat of conjured flames may cause normal matter to combust and burn on its own, the flames themselves will burn as long they have Mana to draw upon. By carefully controlling the flow of Mana to a magical fire, its life-span can be extended well beyond that of a Firebolt or an Inferno. The Horadrim were skilled enough to create torches that burn with an eternal flame, but those abilities have been long lost. With this spell, the caster creates a wall of eldritch flame that will burn until the Mana in that area has been exhausted. As the knowledge of this spell increases, the rate at which Mana must be consumed can be better controlled and the Wall of Fire can be made to burn longer.

"When all magic fails, rely on three feet of steel and a strong arm..."

Charged Bolt

The true essence of Electromagnetism exists on the threshold of the Ethereal and the Physical Realms. While it is very efficient to transform Mana into electrical energy, it is extremely difficult to control. This spell calls into being multiple pockets of lightning which seem to have a will of their own. The caster is able to shield himself from the effects of these charges, but any creature - friend or foe - may be struck. Greater understanding of this spell allows more of these Charged Bolts to be formed, and their existence will be maintained for a longer period of time. The physical toll on the caster, however, increases as well, requiring more Mana to be spent.

Lightning

The caster of this spell seeks to control the discharge of electrical energy by focusing it in single stream of lightning. The effects of channeling this powerful force of nature onto an unprotected creature are awesome indeed. With experience, these bolts of lightning may be maintained for a longer period of time while requiring less Mana to be used.

Flash

The Flash spell was created to fight the servants of Baal, whose minions prefer to surround their enemies and attack from all sides simultaneously. To properly form most incantations, the caster must be able to concentrate long enough to complete the necessary invocations and gestures. With this spell, the caster draws in as much Mana as possible as quickly as possible from the surrounding area and concentrates it into a single point within his own body. This Mana is then released in a single burst of raw energy that dissipates very rapidly – and very violently. While this spell is usable only in close combat, it is extremely potent and will strike creatures on all sides of the caster.

Holy Bolt

While the Horadrim were the greatest mortal spell casters ever known, not all of the followers of the Light were as proficient in magic as they were. During the quest to bind Mephisto, common soldiers were hard pressed to combat the seemingly endless tides of the undead that guarded the First Brother. During this time, Cathan, a devout priest who was also a fierce warrior, found that by invoking the powers of the High Heavens and then infusing them with the essence of Fire, a bolt of great speed and intensity could be created and used by those otherwise untrained in the use of magic. This Holy Bolt harms only the undead, making it far safer to use while on a chaotic battlefield.

Healing

The art of self healing is an invaluable ability, and it is for this reason that this spell has been preserved throughout the ages. When cast, Mana courses through the body, instantly knitting broken bone, replacing torn tissue and reducing the effects of shock and fatigue. With time, this spell can be developed to the point that it can instantly restore even those on the brink of death. The ability to heal others is much rarer, and those that can do so are greatly respected.

Resurrect

During the assault upon Mephisto's Fortress of Bone, the army led by the Horadrim was nearly overwhelmed by the legions of the damned. As soon as one of the crusaders was slain in combat, his body would rise again as an undead warrior to fight against his former companions. On the eve of what was to be the final attack upon the Fortress, a mysterious figure in white appeared before the Council of the Horadrim. This apparition revealed to them the secret of piercing the barrier between Life and Death. By Resurrecting the slain soldiers, they could be saved from eternal corruption. Those present at the Council swore an oath never to use this ability once the battle was over, but somehow the secret escaped. This spell has the power to bring a dead soul back to the physical world, but it must be performed at the site of the person's death.

Identify

Any object imbued with magic exhibits an aura that is easily noticed. To determine the exact nature of this enchantment, however, requires intense study and an extensive knowledge of arcane materials and symbols. While none have mastered the ability to memorize a spell of this magnitude, the Vizjerei have developed a means for the untrained to discover the secrets of an ensorcelled object by using a rare crystal that is extremely sensitive to magical auras. This sensitivity makes it very fragile, however and the crystal will shatter if it is brought too close to an enchanted item. The very act of identifying such an object also destroys the crystal. Scrolls and staves have been crafted that can be used to identify magical auras. By using special inks and dyes that contain tiny grains of these crystals, the stability of the crystal is maintained until it is used to examine the enchanted object.

Town Portal

The Horadrim constructed numerous magical gateways between the mighty fortresses so that they could quickly concentrate their defenses against any incursion by the Demons. With but a thought, the Crusaders of the Light could transport themselves to predetermined destinations many leagues apart. Although the secret of creating these gateways has been long lost, it is still possible to use the pathways that are already in place. A Portal opened by means of this spell will always take the caster to the location of the nearest gate and remain open long enough to bring the caster back to his point of origin. The Church of Tristram is built upon the remains of a Horadrim monastery, and it is quite probable that a gateway lies nearby.

Telekinesis

This versatile spell is derived from a training exercise once used by the Horadrim. Once they reached a certain point in their training, acolytes were bound and locked in a cell, with the key to the door lying on the floor in front of them. The student had to unlock and open the door without being able to physically move. Through intense concentration and fine control, the acolyte could manipulate the key as if it was held by an invisible hand. Those that were able to open the cell door were allowed to proceed to the next level of training. There is some speculation as to the fate of those unfortunates that lacked the magical prowess to escape. Today, this spell serves as a reminder that what was once a simple mental exercise for the Horadrim is now a difficult spell known by few sorcerers. Telekinesis could prove very useful in the labyrinth, as there are many trapped doors and chests that could be safely opened from a distance. By exerting greater force, at a cost in fine control, creatures can also be pushed away from the caster.

BEASTIARY

"All things roll here: horrors of midnights,
campaigns of a lost year
Dungeons disturbed, and groves of lights;
Echoing on these shores, still clear,
Dead ecstasies of questing knights-
yet how the wind revives us here!"

- Arthur Rimbaud

Accurate reports on the nature of the horrors that lie below the church come to light more rarely than survivors. I have attempted to provide a base knowledge of what awaits you by searching through our vast libraries for historical and scientific tomes recounting the Horadrim's epic war against the Three.

I have summarized the information that I discovered. Due to the length of time that has passed since most of the original accounts were written, and the uncertainty surrounding the present evil that plagues this land, I cannot guarantee the veracity of this information. I do, however, believe that this information is as accurate as possible under these trying circumstances.

It is known that the Three Brothers often acted through personal servants. While I would not classify all of these servants as Demons, they do represent the most horrible aspects of their Masters. What follows is what has been documented concerning the creatures that were known to serve the Brothers during their reign of evil. It should be noted that in their battle against the Seraphim, the Brothers would constantly twist and change their servants to best resist the powers that they were facing. Two demons of the same physical shape may have dramatically different weaknesses, depending upon the whims of their Master. The specific species described herein were those most commonly encountered by the Horadrim.

Take the greatest of care when journeying through the cursed lands. It is well known that the creatures of Darkness are a cowardly lot, and will attack using strength of numbers to their advantage whenever possible. I fear the knowledge contained herein is incomplete, at best, for there were no living witnesses of the most powerful horrors. If one of the Three has truly come free of his binding, he will call as many of these infernal servants to him as possible, as well as creating new and more powerful minions to command.

Vischar Orous
Chief Librarian
Zharesh Covenant
Brotherhood of the Vizjerei

The Minions of Darkness fall into three categories, and are divided according to their masters. Study these words well, for this knowledge may be all that keeps your immortal soul from being devoured by the denizens of the underworld.

Mephisto, the Lord of Hatred *(Odium)*

The legions of Mephisto are driven by a hatred of all living things - especially those who are pure of heart. He counts as minions both the walking dead, who forever seek vengeance upon the living, as well as a host of demonically corrupted creatures whose twisted limbs and misshapen bodies leave them in eternal agony and rage.

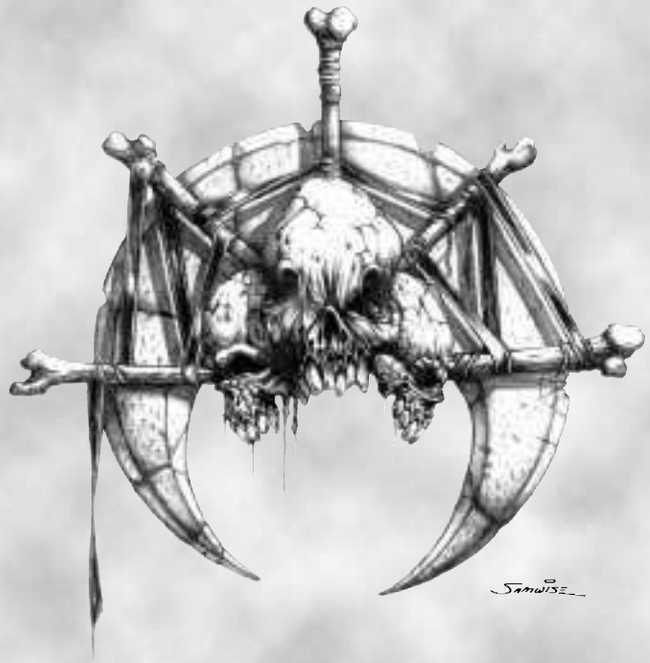

"I am Yesterday, Today, and Tomorrow, and I have the power to be born a second time. I am the divine hidden Soul who created the gods and gives sepulchral meals to the denizens of the deep, the place of the dead, and heaven...Hail, lord of the shrine that stands in the center of the earth. He is I, and I am he! "

-Egyptian Book of the Dead

Skeletons *(Ossium Animatum)*

These are the skeletal remains of warriors who either died as soldiers in some dark campaign, or were betrayed by those they most trusted. Now animated by unnatural forces, these troops of the Damned forever seek new recruits to join their ranks. If our greatest fears do prove to be true, the skeletal warriors that are rumored to haunt the town of Tristram might well be the corrupted remains of the valiant Horadrim monks laid to rest in the catacombs beneath the church. Only an incredibly potent evil could have disturbed the peaceful slumber of these eremites.

Skeletons are usually found in places where the dead are laid to rest or at the sites of great battles. While physically fragile, they are never lacking in numbers, for those that fall to them in combat are damned to an eternal lust for living blood. Coupled with their unthinking rage, this makes them a dangerous opponent.

Zombies, *(Cibus Animatus)*

Worm-ridden and reeking of foul decay, Zombies are formed from the corpses of men executed for committing the most depraved and degenerate crimes against the innocent. They are driven by both the hatred that consumed them in life and an insatiable hunger for the flesh of the living.

Tenacious and possessing stamina of infernal origin, Zombies and their ilk make for a difficult encounter. Fortunately, these undead minions are lacking in both wit and mobility which can be used to great affect against them.

Overlords (Tyrannus Pinguis)

Even the Seraphim are not immune to the corruption of the Dark Lords. One such angel, Inarius, was proud of his beauty and boasted loudly of his purity and worth. His thoughts became so clouded that he believed himself to be above both Angel and Demon, and he left the High Heavens to form his own dominion. He constructed a great cathedral of mirrored glass and crystal, and followers flocked to him, drawn by his numinous charm and wealth. Once Inarius had gathered a sizable army, he decided to prove his power.

Inarius first laid siege to an infernal temple devoted to the worship of Mephisto, but made the foolish mistake of overestimating his prowess. The armies of Inarius laid waste to the temple and killed the dark monks that dwelled within. The Three Evils had considered the vain warrior a mere nuisance and amusement until this time, but this was an insult that they could not bear.

Mephisto himself is said to have appeared at the cathedral of Inarius. He laid waste to the church and the surrounding countryside. The Lord of Hatred took the proud archangel and his followers captive. He bound Inarius with tremendous chains and slowly tore the wings from the back of the angel. Great barbed hooks were then used to stretch out the once glowing skin and his features were distorted by vile powers. Many of the followers of Inarius were given as gifts to Baal and Diablo, but the rest were molded to match the bloated image of the now crippled angel. To this day, Inarius is said to be trapped in Hell within a chamber of mirrors, his eyelids torn from his face as he is forced to gaze upon his misshapen form for all eternity. His misguided followers now serve as Hell's taskmasters, taking the anguish of their lost glory out upon the bodies of others.

These grotesque demons have considerable brawn hidden beneath their layers of greasy flab. Do not underestimate their strength or their intelligence for crossing swords with them is ill advised. You will be far better served to combat them with ranged weapons or magic.

Magma Demons *(Dominus Ardor)*

During the Great Conflict tremendous battles were fought in both the High Heavens and the Burning Hells. Both sides often carried the conflict deep within the realms of their enemies. During one epic battle into the very heart of Mephisto's fiery lair, a group of brave Seraphim warriors fronted an assault against the Lord of Hatred himself. One of these angelic soldiers made a bold attack and struck a fierce blow that caused the foul blood of Mephisto to rain upon the ground. Each drop that fell seared through the crust of Hell itself and formed powerful demons shaped from molten rock. These demons quickly rose to the aid of their master, and drove back the forces of Light by striking them with thrown masses of lava that seared both flesh and bone with the intensity of the Burning Hells. The losses dealt by these Magma Demons were tremendous.

"O Rose thou art sick
the invisible worm
that flies in the night
in the howling storm:
has found out thy bed
of crimson joy:
and his dark secret love
does thy life destroy."

-William Blake

Baal, Lord of Destruction (*Excidium*)

The soldiers of Baal seek the undoing of the universe. They strive for ultimate disorder and destruction, and to this end covet the destruction of all they behold. Order is an abhorrence to them and these creatures are the manifestation of the forces of chaos.

Fallen Ones *(Nanus Improbus)*

Swarms of these impish terrors have been known to come out of the night and tear apart a sleeping village in minutes. Small of stature and simian in appearance, these creatures possess surprising strength and unnatural agility. Other than killing, the only act which gives them pleasure is breeding, so expect to encounter them in large packs.

The small size of these devils does fill them with cowardice, however, and this fear can be used against them. They prefer to attack under the guise of darkness and in large numbers whenever possible. If they are shown great strength, preferably by killing one of their kind, they will retreat and regroup. Do not turn your back on them, though, for their appetite for destruction will eventually overcome their caution and they will attempt to strike again.

Goat Men *(Aries Vehemens)*

The lieutenants of Baal are bred for strength, endurance, and cunning. These demons constantly train themselves in the art of war, for battle is their bread and the blood of innocents, their water. There are several known "clans" of Goat Men, each given a different gift from their Dark Master. It is believed that to earn their powers they once held mock wars in Hell for the entertainment of the Three Brothers. Do not expect them to fight amongst themselves on the mortal realm, however, for they much prefer to slaughter the innocent.

Like most of Baal's spawn, the bestial *Aries* are incredibly strong and agile. Be especially wary of their archers, for they are renowned for the accuracy and power of their Great Bows. Fleet of foot, they may try to evade an unwary foe and then attack from a different angle.

Spitting Terrors *(Bestia Acerbus)*

After an especially violent battle, Baal enjoyed celebrating with his Brothers by holding a disgusting feast of blood, human flesh, and other Hellish delights. The *Bestia Acerbus* are the descendants of doglike creatures that lived by feeding upon the remains of Baal's nightmarish feasts. The variety of vile substances that the creatures consumed, along with their close proximity to the Lord of Destruction, twisted and warped the viscera of these Hounds of Hell. This diabolic species is capable of spitting up a variety of caustic fluids and projecting them a considerable distance. Packs of these terrors are especially devastating, as their bile has been known to eat through the strongest of armor and poison the most hearty men.

Great care must be taken when within the lair of these *Bestia*. Their venom retains its potency for a considerable amount of time and puddles of it may be found everywhere. When killed, the beast's inner toxins eat through the now-dead flesh, leaving a dangerous trap for those foolish enough to tread upon the corpse.

Horned Demons *(Impetum Cornuta)*

Used as living siege engines, there are numerous accounts of these juggernauts smashing into the lines of the Seraphim and leaving only death and ruin in their wake. The skull and the single large horn in the snout of the demon are unnaturally durable. The Horned Demons prefer to wait until a clear path is available and then they charge towards their victims at incredible speeds. Be wary of this initial charge! It is far better to deal with these creatures in close quarters or with magic.

Diablo, Lord of Terror *(Metus)*

Using illusion and fear as their greatest weapons, the attendants to Diablo are formidable adversaries. They prefer to wait for their opponent to display a moment of weakness before they attack. Equally dangerous in the dark or in your dreams, they are the fears of man made flesh by Diablo's will. These nightmares lurk at the edges of mortal perception from the moment that you take your first breath - and they long to be with you when your take your last.

"Strange and strident. It shrilled terror to the ears that heard it through the halls side wall, the grisly plaint of God's enemy, his song of ill success, the sobs of the damned one bewailing his pain."

-Beowulf

Winged Fiends *(Alae Nefastus)*

Some people are so hungry for power and knowledge that they are willing to sacrifice their humanity to the Lords of Hell in exchange for gifts that inevitably turn against them. One such group, a dark cabal of wizards, decided to take the power of creation into their own hands and magically created a race of creatures to act as servants and messengers. Using infernal abilities granted to them through their arcane pact, they formed small bat-winged imps that they believed would prove useful in carrying out deeds that were too trivial for their own efforts. Each of the sorcerers created an entity that reflected his magical specialization. The creatures thus created were small, nimble and possessed an unnatural cunning.

At first the corrupt sorcerers were overjoyed at the success of their experiment, but they soon began to notice that the *Alae* did not serve them as loyally as they had hoped. The creatures had taken to secretly feeding from the very essence of their masters, weakening them and eventually killing them. The sorcerers tried to destroy their creations, but the fiends banded together to combat them. The winged fiends had been secretly breeding outside of the sorcerer's domains, and swarms of them attacked, killing their former masters. To this day, the descendants of these creations terrorize the countryside.

Do not underestimate these foul demons. They are physically weak, but posses great speed. Many of them possess unearthly abilities reflecting the powers of their creators and they also enjoy using their razor sharp claws and hooked wings to tear the flesh from the faces of their victims.

Scavengers *(Maleficus Vorax)*

Maleficus Vorax are the smallest of a related group of demonic creatures that feed upon carrion, mostly the remains of victims killed by their larger cousins. Unlike most scavengers, however, they are extremely aggressive and will not hesitate to attack anyone hapless enough to encounter them. They have powerful legs which they use for swift springing attacks, striking at vulnerable faces and throats. Their primary weakness is their voracious appetite; the smell of death may drive them into a feeding frenzy where they will stop their attacks to feast upon remains that are nearby.

The Hidden *(Metus Occultus)*

The Hidden are the bogeymen that haunt our dreams and live in the nightmares of children. Although they dwell at the edge of the Physical and Ethereal Realms where they remain unseen by mortal sight, they can quickly manifest and strike those that appears vulnerable. *Metus Occultus* and others of their ilk feed on the essence of fear. When wounded, they will seek to retreat back into the Ether to heal themselves. It is important to note that even while invisible the creature exists partially on the Physical Realm, and can be affected by spells and weapons.

Gargoyle *(Signum Vitiosum)*

In ages past, it was customary to decorate buildings with stone statues of demons that were enchanted to serve as guardians and protectors of those within. The misshapen figures of the statues were designed to taunt and anger any demons that attempted to gain entrance. Diablo worked to unlock the wards that protected these granite images, and eventually was able to gift them with a Hadean life. The Gargoyles arose from their captive sleep and swooped down to prey upon those whom they were created to protect. Naturally, the remaining statues were immediately destroyed, but there are *Signum* that escaped and continue to terrorize the innocent to this day.

The act of transforming from flesh to stone allows the creature to heal any wounds that it has suffered, so it is best to either avoid these demons entirely or to hunt them down until they are dead. Do not allow them to flee, for they will soon return in full force.

Librarius ex Horadrim

The Fall of Izual

Book One

Of Heaven and Hell

The Great Conflict

Since the Beginning, the forces of Light and Darkness have engaged in an eternal war: The Great Conflict, whose victor will rise from the apocalyptic ashes to hold sway over all creation. To this end, the Angels of the High Heavens adhere to strict militaristic disciplines. Seraphim warriors strike at the enemies of Light with swords imbued with righteous wrath and justice. The Angels believe that only absolute discipline can properly restore order to the myriad realms, while the demonic denizens of the Burning Hells hold that absolute chaos is the true nature of all things.

The battles of the Great Conflict rage across both time and space, often infringing upon the very fabric of reality itself. From the Crystal Arch at the very heart of the High Heavens to the arcane Hellforge of the Underworld, the warriors of these eternal realms journey to wherever their timeless conflict carries them. The legendary deeds of the heroes of the realms beyond elicit both veneration and insight.

The greatest of these heroes was Izual, lieutenant to the Arch-Angel Tyrael and bearer of the Angelic Runeblade Azurewrath. He once led a fierce attack upon the Hellforge as the creation of the dark demonblade Shadowfang was nearing completion. His quest was to destroy both wielder and weapon - a charge that he was destined never to complete. Izual was overcome by the legions of chaos and, tragically, was lost to the Darkness. His fate stands as testament to the fact that Angels and Demons alike shall fearlessly enter into any domain - so long as their hated enemies dwell within.

Although the Great Conflict burned hotter and longer than any of the stars in the sky, neither side could gain dominion over the other for long. Both

factions sought some way to turn the tides of the war to their favor. With the ascension of Man and his mortal realm, the Great Conflict ground to a mysterious halt. Both armies paused in a breathless stalemate, waiting to see to whose side Man would eventually turn.

Mortals had the unique ability to choose between Darkness and Light, and it was held that this would be the deciding factor in the outcome of the Great Conflict. Thus, the agents of the nether-realms descended to the mortal realm to vie for the favor of Man…

The Sin War

The coming of the Great Conflict to the mortal realm is known as the Sin War. Angels and Demons, disguising themselves while traveling amongst men, attempted to secretly lure mortals to their respective causes. Over time, the forces of Darkness discovered that mortals responded much more to brute force than to subtle coercion, and so began to terrorize Man into submission. The Angels fought to defend humanity against this demonic oppression, but all too often their austere methods and severe punishments succeeded only in alienating those whom they sought to protect.

The violent battles of the Sin War occurred often, but they were seldom witnessed by the prying eyes of Man. Only a few "enlightened" souls were aware of the supernatural beings that walked amongst the huddled masses of humanity. Powerful mortals arose and accepted the challenge of the Sin War, allying themselves with both sides in the Great Conflict. The legendary deeds of these great mortal warriors served to earn both the respect and hatred of the nether-worlds. Although lesser demons kneeled before those possessing power and strength, they also cursed the very existence of mortal man. Many of these fiends believed that the deadlock brought about by the emergence of Man was a perverse offense to their "higher" role in the great scheme of things.

This jealousy of Man led to harsh, atrocious acts of violence by the demons against the mortal realm. Some men learned of this deep hatred and used it against the denizens of the Underworld. One such mortal, Horazon the Summoner, delighted in summoning demons and then breaking them to his will. Horazon, along with his brother Bartuc ,were members of the Eastern mage-clan known as the Vizjerei. This mystic clan studied the ways of demons and had catalogued their lore for generations. Empowered by this knowledge, Horazon was able to take the work of the Vizjerei and pervert it for his demented purposes. The denizens of Hell sought revenge against this bold mortal, but Horazon managed to keep himself well protected within his arcane sanctuary.

Bartuc, the brother of Horazon, was eventually lured to the side of Darkness. He was granted exceptional strength and longevity, and fought alongside the legions of Hell against the cursed Vizjerei, and eventually his own brother during the Sin War. Although Bartuc was renowned amongst the warriors of many realms, his dominance in battle came with a terrible price. An insatiable lust for mortal blood pervaded his every thought and deed. Bartuc soon became as fond of bathing in the blood of his enemies as he did of shedding it, and in time he came to be known only as the Warlord of Blood.

The Dark Exile

"Seven is the number of the powers of Hell, and Seven is the number of the Great Evils."

Duriel, the Lord of Pain

Andariel, the Maiden of Anguish

Belial, the Lord of Lies

Azmodan, the Lord of Sin

These are the true names of the lesser of the Great Evils. For ages uncounted each have ruled over their own domains within the Burning Hells, seeking absolute dominion over their infernal brethren. As the Lesser Four continuously vied for the control of those forces that dwelled within their realms, the Greater Three held absolute power over the whole of Hell. The Lesser Four used dark and evil measures in their quest for power, and herein begins the legend of the Dark Exile.

Mephisto, the Lord of Hatred

Baal, the Lord of Destruction

Diablo, the Lord of Terror

These are the Prime Evils of Hell that wielded their power as a dark, sovereign triumvirate. The Three Brothers ruled over the Lesser Four by brutal force and malicious cunning. Being the eldest and strongest of the Evils, the Three Brothers were responsible for countless victories against the armies of the Light. Although they never held sway over the High Heavens for long, the Three were justly feared by enemies and subjects alike.

With the ascension of Man and the subsequent standstill of the Great Conflict, the Three Brothers began to devote their energies to the perversion of mortal souls. The Three realized that Man was the key to victory in the war against Heaven, and thus altered their rigid agendum that they had propagated since the Beginning. This change caused many of the Lesser Evils to question the authority of the Three, and so brought about a great rift between the Prime Evils and their servitors.

In their ignorance, the Lesser Evils began to believe that the Three were afraid to continue the war with Heaven. Frustrated by the cessation of the war, Azmodan and Belial saw the situation as their chance to overthrow the Prime Evils and take control of Hell for themselves. The two demon lords made a pact with their minor brethren, assuring them that the wretched plague of humanity would not deter the ultimate victory of the sons of Hell. Azmodan and Belial devised a plan to end the stalemate, achieve victory in the Sin War and ultimately ride the bloody crest of the Great Conflict straight into the very arms of Armageddon. Thus, a great revolution was set into motion as all of Hell went to war against the Three Brothers...

The Brothers fought with all of the savagery of the Underworld, and to their credit, annihilated a third of Hell's treacherous legions. In the end, however, they were overcome by the Horned Death led by the traitors Azmodan and Belial. The Prime Evils, weakened and bodiless, were banished to the mortal realm where Azmodan hoped that they would remain trapped forever. Azmodan believed that with the Three set loose upon humanity, the Angels would be forced to turn their focus upon on the mortal plane - thus leaving the Gates of Heaven abandoned and defenseless. Those few demons who still pledged allegiance to the Three Brothers fled the wrath of Azmodan and Belial, escaping to the realm of Man to seek out their lost Masters.

As the warfires died out upon the battlefields of Hell, Azmodan and Belial began to argue over which of them held the higher authority. The pact that they had made quickly fell to ashes as the two demon lords took up arms against each other. The legions of Hell that remained were polarized behind either warlord, launching themselves into a bloody civil war that has lasted to this day...

The Binding of the Three

In the ancient days, before the rise of the Western Empires, the dark and terrible entities known as the Three Evils were exiled to the world of Man. These eternal entities wandered throughout the waking world and fed upon the lusts of men, leaving chaos and attrition in their wake. The Evils turned father against

Horadrim

son and prompted many great nations into brutal and petty wars. Their Exile from Hell left them with an insatiable hunger to bring suffering and pain to all who would not kneel before them, and so the Three Brothers ravaged the lands of the Far East for countless centuries.

Eventually, a secretive order of mortal magi was gathered together by the enigmatic Arch-Angel Tyrael. These sorcerers were to hunt the Three Evils and put an end to their vicious rampage. The order, known as the Horadrim, consisted of wizards from the diverse and numerous mage-clans of the East. Employing disparate magical practices and disciplines, this unlikely Brotherhood succeeded in capturing two of the Brothers within powerful artifacts called Soulstones. Mephisto and Baal, trapped within the swirling, spiritual constraints of the Soulstones, were then buried beneath the dunes of the desolate Eastern Sands.

The powers of Hatred and wanton Destruction seemed to diminish in the East as a nervous peace began to settle over the land. Yet, for many decades the Horadrim continued their grim search for the third Brother, Diablo. They knew that if the Lord of Terror was left untamed there could never be any lasting peace within the realm of humanity.

The Horadrim followed in the wake of terror and anarchy that spread throughout the Western lands. After a great battle which claimed the lives of many brave souls, the Lord of Terror was captured and imprisoned within the last of the Soulstones by a group of Horadrim monks led by the Initiate Jered Cain. These monks carried the cursed stone to the land of Khanduras and buried it within a secluded cave near the river Talsande. Above this cave the Horadrim constructed a great Monastery from which they could continue to safeguard the Soulstone. As ages passed, the Horadrim constructed a network of catacombs beneath the Monastery to house the earthly remains of the martyrs of their Order.

Generations passed in Khanduras, and the numbers of the Horadrim slowly dwindled. With no quests left to undertake, and too few sons to sustain their guardianship, the once powerful Order faded into obscurity. Eventually, the great Monastery that they had built fell to ruins as well. Although villages grew and thrived around the shell of the old Monastery, no one knew of the dark, secret passageways that stretched into the cold earth beneath it. None could have dreamed of the burning red gem that pulsed within the labyrinth's heart...



The Symbol of the Order Horadrim

The Madness of the Black King

Book Two

The Return of Terror

The Lands of Khanduras

Years after the last of the Horadrim had died, a great and prosperous society grew in the lands of the West. As time wore on, many Eastern pilgrims settled in the lands surrounding Khanduras and soon established small, self contained kingdoms. A few of these kingdoms bickered with Khanduras over holdings of property or routes of trade. These squabbles did little to upset the lasting peace of the West, and the great Northern kingdom of Westmarch proved to be a strong ally of Khanduras as the two lands steadily engaged in ventures of barter and commerce.

During this time, a bold, new religion of the Light known as Zakarum began to spread throughout the kingdom of Westmarch and into many of its northern principalities. Zakarum, founded in the Far East, implored followers to enter into the Light and forsake the darkness that lurked within their souls. The people of Westmarch adopted the statutes of Zakarum as their sacred mission in the world. Westmarch began to turn towards its neighbors, expecting them to embrace this "New Beginning" as well. Tensions rose between the kingdoms of Westmarch and Khanduras as the priests of Zakarum began to preach their foreign dogma whether they were welcomed or not.

It was then that the great northern lord Leoric came unto the lands of Khanduras and, in the name of Zakarum, declared himself King. Leoric was a deeply religious man and had brought many Knights and Priests with him that comprised his Order of the Light. Leoric and his trusted advisor, the Arch Bishop Lazarus, made their way to the city of Tristram. Leoric appropriated the ancient, decrepit Monastery on the outskirts of the town for his seat of power and renovated it to match its time-lost glory. Although the free people of Khanduras were not pleased with being placed under the sudden rule of a foreign King, Leoric served them with justice and might. Eventually, the people of Khanduras grew to respect the kind Leoric, sensing that he sought only to guide and protect them against the oppression of Darkness.

The Awakening

Not long after Leoric took possession of Khanduras, a power long asleep awakened within the dark recesses beneath the Monastery. Sensing that freedom was within his grasp, Diablo entered the nightmares of the Arch Bishop and lured him into the dark, subterranean labyrinth. In his terror, Lazarus raced throughout the abandoned hallways until he at last came to the chamber of the burning Soulstone. No longer in command of his body or spirit, he raised the stone above his head and uttered words long forgotten in the realm of mortals. His will destroyed, Lazarus shattered the Soulstone upon the ground. Diablo once again came into the world of Man. Although he was released from his imprisonment within the Soulstone, the Lord of Terror was still greatly weakened from his long sleep and required an anchor to the world. Once he had found a mortal form to wear, he could begin to reclaim his vastly depleted power. The great demon weighed the souls residing in the town above, and chose to take the strongest of them - that of King Leoric.

For many months King Leoric secretly fought the evil presence that twisted his thoughts and emotions. Sensing that he had been possessed by some unknown evil, Leoric hid his dark secret from his Priests, hoping that somehow his own devout righteousness would be enough to exorcise the corruption growing inside him - he was sorely mistaken. Diablo stripped away the core of Leoric's being, burning away all honor and virtue from his soul. Lazarus too, had fallen under the sway of the Demon, keeping close to Leoric at all times. Lazarus worked to conceal the plans of his new Master from the Order of Light, hoping that the demon's power would grow, well concealed amongst the servants of Zakarum.

The priests of Zakarum and the citizenry of Khanduras recognized the disturbing change within their liege. His once proud and rugged form became distorted and deformed. King Leoric became increasingly deranged and ordered immediate executions of any who dared to question his methods or authority. Leoric began to send his Knights to other villages to bully their townspeople into submission. The people of Khanduras who had once grown to see great honor in their ruler began to call Leoric the Black King.

Driven to the brink of madness by the Lord of Terror, King Leoric slowly alienated his closest friends and advisors. Lachdanan, Captain of the Knights of the Order of Light and honored Champion of Zakarum, tried to discern the nature of his King's deteriorating spirit. Yet at every turn the Arch-Bishop Lazarus would waylay Lachdanan and admonish him for questioning the actions of the King. As tensions grew between the two, Lazarus charged Lachdanan with treason against the Kingdom. To the Priests and Knights of Leoric's court, the prospect of Lachdanan committing treason was ridiculous. Lachdanan's motives were honorable and just, and soon many began question the reason of their once beloved King.

Leoric's madness was growing more obvious with each passing day. Sensing that the advisors of the court were becoming increasingly suspicious of foul treachery, Lazarus desperately sought to contain the eroding situation. The Arch-Bishop masterfully convinced the delusional Leoric that the kingdom of Westmarch was plotting against him, secretly planning to dethrone him and annex Khanduras into its own lands. Leoric flew into a rage and summoned his advisors to his side. Manipulated by the Arch-Bishop, the paranoid King declared a state of war between the kingdoms of Khanduras and Westmarch.

Leoric ignored the warnings and admonishments of his advisors and the royal army of Khanduras was ordered to the North to engage in a war that they did not believe in. Lachdanan was appointed by Lazarus to lead the armies of Khanduras into Westmarch. Although Lachdanan argued the against the necessity of the coming conflict, he was honor-bound to uphold the will of his King. Many of the high-priests and officials were forced to travel to the North as emissaries on errands of diplomatic urgency, as well. The desperate ploy of Lazarus had succeeded in sending many of the King's more 'troublesome' advisors to their certain deaths...

The Darkening of Tristram

The absence of prying advisors and inquisitive Priests left Diablo free to assume total control over the King's battered soul. As the Lord of Terror attempted to strengthen his hold upon the maddened King, he found that the lingering spirit of Leoric fought with him still. Although the control over Leoric that Diablo held was formidable, the Demon knew that in his weakened state he could never take complete possession of his soul as long as a glimmer of his will remained. The demonlord sought a fresh and innocent host upon which to build his Terror.

The demon relinquished his control over Leoric, but the King's soul was left corrupted and his mind crazed. Diablo began to search throughout Khanduras for the perfect vessel to act as his focus, and found such a soul easily within his reach. Enjoined by his dark master, Lazarus kidnapped Albrecht - the only son of Leoric - and dragged the terrified youth down into the blackness of the labyrinth. Flooding the boy's defenseless mind with the essence of pure Terror, Diablo easily took possession of the young Albrecht.

Pain and fire raced through the child's soul. Hideous laughter filled his head and clouded his thoughts. Paralyzed with fear, Albrecht felt the presence of Diablo within his mind as it seemed to push him down, deeper and deeper into darkness and oblivion. Diablo gazed upon his surroundings

through the eyes of the young prince. A lustful hunger still tortured the demon after his frustrating bout for control over Leoric, but the nightmares of the boy provided ample substance to sate him. Reaching deep into Albrecht's subconscious, Diablo ripped the greatest fears of the child from their hiding places and gave them breath.

Albrecht watched, as if out of a dream, twisted and disfigured forms appeared all around him. Unholy, writhing visages of terror danced about him chanting choruses of obscenities. All of the 'monsters' that he had ever imagined or believed that he had seen in his life became flesh and were given life before him. Large bodies comprised of living rock erupted from the walls and bowed to their dark master. The ancient, skeletal corpses of the Horadrim arose from archaic crypts and lumbered off into the red washed corridors beyond. As the cacophony of madness and nightmares hammered its final blow against Albrecht's shattered spirit, the bloodlusted ghouls and demons of his mind scattered and scrambled maniacally into the lengthening passageways of his waking Nightmare.

The ancient catacombs of the Horadrim had become a twisted labyrinth of raw, focused Terror. Empowered by Diablo's possession of young Albrecht, the creatures of the boy's own imagination had gained corporeal form. So strong was the terror that grew inside of Albrecht, that the borders of the Mortal realm began to warp and tear. The Burning Hell began to seep into the world of Man and take root within the labyrinth. Beings and occurrences displaced by time and space, and long lost to the history of Man were pulled screaming into the ever-expanding domain.

The body of Albrecht, fully possessed by Diablo, began to distort and change. The small boy grew and his eyes blazed as tendril-like spines ripped through his flesh. Great, arched horns erupted from Albrecht's skull as Diablo altered the form of the child to match that of his demonic body. Deep within the recesses of the labyrinth, a growing power was being harnessed. When the moment was right, Diablo would venture once more into the mortal world and free his captive Brothers Mephisto and Baal. The Prime Evils would be reunited, and together they would reclaim their rightful place in Hell.

The Fall of the Black King

The war against the zealous armies of Westmarch ended with a horrible slaughter. With the army of Khanduras ripped to shreds by the superior numbers and defensive positions of Westmarch, Lachdanan quickly gathered together those who were not captured or killed and ordered a retreat back to the safety of Khanduras. They returned to find the town of Tristram in shambles.

King Leoric, deep within the throes of madness, went into a rage when he learned that his son was missing. After scouring the village with the few guards that remained with him at the monastery, Leoric had decided that the townsfolk had abducted his son and hidden him somewhere. Although the townsfolk denied any knowledge of Prince Albrecht's whereabouts, Leoric insisted that they had crafted a conspiracy against him, and that they would pay the price for such treachery.

The mysterious disappearance of the Arch-Bishop Lazarus left no one in Tristram with whom the King would take council. Overcome by grief and dementia, Leoric had many of the townsfolk executed for the crime of high treason.

As Lachdanan and his fellow survivors returned to confront their King, Leoric sent his few remaining guards against them. Believing that Lachdanan was somehow part of the townsfolk's conspiracy, Leoric decreed that he and his party were to die. Lachdanan, finally realizing that Leoric was beyond salvation, ordered his men to defend themselves. The ensuing battle carried them down into the very halls of the darkened Monastery, bringing a final desecration to the once holy sanctum of the Horadrim. Lachdanan won a bittersweet victory as his men were forced to kill all of Leoric's deceived protectors. They cornered the ravenous King within his own sanctuary and begged him to explain the atrocities he had committed. Leoric only spat at them and cursed them for traitors against both his crown and the Light.

Lachdanan walked slowly towards his King and sorrowfully drew his sword. Full of grief and rage, all honor having been cast to the winds, Lachdanan ran his blade through Leoric's shriveled, blackened heart. The once noble King screamed an unearthly death-cry, and as his madness finally overtook him, he brought down a curse upon those who had so betrayed him. Calling upon the forces of Darkness that he had spent his entire life combating, Leoric condemned Lachdanan and the others to eternal damnation. In that last, fleeting moment within the heart of the Monastery, all that was ever virtuous or honorable about the stewards of Khanduras was shattered forever.

The Reign of Diablo

The Black King lay dead, slain at the hands of his own Priests and Knights. The young Prince Albrecht was still missing, and the proud defenders of Khanduras were no more. The people of Tristram looked about their lifeless town and were greatly dismayed. Awash in feelings of both relief and remorse, they soon realized that their troubles had merely begun. Strange, eerie lights appeared in the darkened windows of the Monastery. Misshapen, leathery-skinned creatures were seen venturing forth from the shadows of the church. Horrible, wounded cries seemed to linger on the wind, emanating

from deep underground. It became apparent that something quite unnatural had infested the once holy sight...

Travelers on the roads surrounding Tristram were accosted by cloaked riders that seemed to now constantly roam the deserted countryside. Many villagers fled Tristram, making their way to other towns or kingdoms, fearing some unnamed evil that seemed to wait in the shadows all around them. Those few who chose to remain seldom ventured out at night, and never tread foot upon the grounds of the cursed Monastery. Whispered rumors of poor, innocent people being abducted in the night by wicked, nightmarish creatures filled the halls of the local inn. With no King, no law, and no army left to defend them, many of the townsfolk began to fear an attack from the things that now dwelt beneath their town.

The Arch-Bishop Lazarus, frayed and disheveled, returned from his absence and assured the townsfolk that he too had been ravaged by the growing evil of the Monastery. With their desperate need for reassurance clouding their good judgment, Lazarus whipped the townspeople into a frenzied mob. Reminding them that Prince Albrecht was still unaccounted for, he persuaded many of the men to follow him into the depths of the Monastery to search for the boy. They gathered torches and soon the night air glowed with the flickering light of hope. They armed themselves with shovels, picks and scythes and so prepared, they boldly followed the treacherous Arch-Bishop straight into the fiery maw of Hell itself...

The few who survived the horrible fate that awaited them returned to Tristram and recounted what they could of the ordeal. Their wounds were terrible, and even the skills of the healer could not save some of them. As the stories of demons and devils spread, a stifling, primal Terror began to consume the hearts of all of the town's inhabitants. It was a Terror that none of them had ever known...

Deep beneath the foundations of the ruined Monastery, Diablo gorged himself upon the fears of the mortals above him. He slowly sank back into the welcoming shadows and began to harness his depleted power.

He smiled to himself in the sheltering darkness, for he knew that the time of his final victory was fast approaching...

The Corruption of Prince Albrecht

THE NATURE OF THE SOULSTONES

BY JERED CAIN OF THE HORADRIM

It was long ago that the enigmatic Arch-Angel Tyrael bestowed upon us the secrets of the mysterious Soulstones. Tyrael bequested upon our Order three of these Stones so we could contain the vile essences of the Three Prime Evils who had been let loose upon our world. Although the artifacts were constructed in realms far removed from our own, we found that they were simple to understand.

The Soulstones effect only beings that are non-corporealand thus have no power over living, breathing creatures. When invoked, the Soulstones bring into being a strong "spiritual" vacuum. Any non-physical entities caught within this vacuum are drawn into the burning recesses of the Soulstone and are forever trapped within. These spirits are released only when the Soulstone is deactivated or destroyed.

The power of the Soulstones proved to be much more difficult to employ when used against the great Prime Evils. Voraciously disposed to possessing hapless mortals, the Three Brothers found that they were immune to the effects of the Stones while occupying human souls. Sadly, we were forced to hunt down and kill the innocent victims of the Prime Evils so that their demonic essences could be subject to the effects of the Soulstones.

Mephisto and Diablo, once found, were easily lured into the Soulstones. The capture of their brother Baal, however, became complicated when the Soulstone that was to be his eternal prison was shattered and fragmented. We found that while the shards still held the power to lure the demon to them, they could not properly contain it. Tal Rasha, a fellow Initiate who has been since immortalized in Horadrim lore, theorized that a mortal of strong will might be able to contain Baal within his own mortal soul. This sacrifice meant that the essence of any mortal so chosen would be forever tortured while locked in eternal conflict with the enthralled demon. To this end, Tal Rasha volunteered to contain the raging Lord of Destruction.

Piercing his breast with a shard of the Soulstone, Tal Rasha took within himself the essence of Baal, the Lord of Destruction. The Initiate's body was shackled, chained and buried deep within a tomb under the desert. The sacrifice of Tal Rasha has kept Baal imprisoned for many years now, and although the demon was imprisoned without the use a whole Soulstone, we believe that our victory may be a hollow one. Should Tal Rasha ever escape, he would have the formidable powers of Baal added to his own. By ridding the world of this present Evil, we may have created a nightmare worse than that which we first sought to contain...

CREDITS

Game Design
Blizzard North

Senior Designers
Erich Schaefer
David Brevik

Additional Design
Max Schaefer. Eric Sexton, Kenneth Williams

Lead Programmer
David Brevik

Programming
Richard Seis, Doron Gartner, Peter Brevik, Robin van der Wel, Jon Morin, Patrick Wyatt, Mike O'Brien, Collin Murray, Frank Pearce

Installer Programming
Bob Fitch, Pat Wyatt, Jeff Strain

Battle.net Programming
Mike O'Brien, Mike Morhaime, Dan Liebgold

Art Directors
Erich Schaefer, Samwise Didier

Artwork
Michio Okamura, Eric Sexton, Ben Haas, Patrick Tougas, Kelly Johnson, Eric Schaefer, Max Schaefer, Hugh Tom Byrne, Roman Kenney, Samwise Didier, Dave Berggren, Micky Neilson, Eric Flannum, Justin Thavirat, Brian Sousa, Stu Rose, Nick Carpenter, Joeyray Hall

Technical Artwork
Christopher Root, Mark Sutherland, Robert Djordjevich, Jeffrey Vaughn

Cinematic Art Directors
Duane Stinnett, Matt Samia

3D Cinematic Artwork
Duane Stinnet, Matt Samia, Rob McNaughton, Eric Flannum, Dave Pursley, Mickey Neilson, Maxx Marshall, Trevor Jacobs, Brian Sousa, Samwise Didier, Ron Smorynski, Ben Haas, Patrick Tougas

Cinematic Technical Artwork
Joeyray Hall

Executive Producer
Allen Adham

Producer
Bill Roper

Associate Producer
James Phinney

Diablo Strike Team
Allen Adham, Ron Millar, Mike O'Brien, James Phinney, Bill Roper, Pat Wyatt

Music
Matt Uelmen

Sound Design
Matt Uelmen, Glenn Stafford

Cinematic Music & Sound
Glenn Stafford

Voice Production, Direction & Casting
Mark Schwarz, Glenn Stafford, Bill Roper

Script & Story
Eric Schaefer, Eric Sexton, Chris Metzen, Bill Roper

Voice Editing
Glenn Stafford

Voices
Michael Haley, Glynnis Talken, Michael Gough, Paul Eiding, Lani Minella, Steve Brodie, Bill Roper, Mark Schwarz, Glenn Stafford, Chris Metzen, Max Schaefer

Recording Engineer
Robert Koenigsberg

Manual Design & Layout
Peter Underwood, Jeffrey Vaughn, Chris Metzen, Bill Roper

Manual Artwork
Samwise Didier, Chris Metzen, Roman Kenney, Maxx Marshall

Provisional Director of QA (Lead Tester)
Shane Dabiri

QA Assault Team (Testers)
Christopher Cross, Mike Given, Dave Hale, Brian "Doc" Love, Hung Nguyen, Dean Shipley, Chris Sigaty, Ian Welke, Jamie Wiggs

QA Special Ops Team (Compatibility Testers)
Adam Maxwell, Russell "Rug" Miller

QA Artillery Support (Additional Testers)
Rich Alcazar, Mike Jones, Rev. Dan Moore, Matt Morris, Mark Pfeiffer, Harish "Pepe the Enforcer" Rao

QA Counterintelligence
Alan Dabiri, Jesse McReynolds, Walter Takata

Order of Network Information Services
Robert BridenbeckerJason "Brother Shaggy" Schmidt, Jamie "Brother Gug" Steigerwald

Customer Support
John Schwartz, Vic Larson, Chad Chaudry, Mick Yanko, Brandon Riseling, Kirk Mahony, Tony Hardy, Richard Amtower, Collin Smith, Andrew Edwards, Roger Eberhart

Dunsel
Alan Dabiri

Mr. Dabiri's Background Vocalists
Karin Colenzo, Christina Cade, Kim Farrington, Melissa Edwards

Public Relations
Linda Duttenhaver
Susan Wooley

Marketing
John Patrick, Steve Huot, Neal Hubbard, Kathy Carter

International Sales
Ralph Becker, Chris Yoshimura

U.S. Sales
Todd Coyle, Danny Kearns

Manufacturing
John Goodman, Tom Bryan

Legal & Business
Paula Duffy, Eric Roeder, Paul Sams

Special Thanks To
Prime Net, Earthlink, AOL, Compuserve, ATI, Matrox, STB, Creative Labs, Logitech, USRobotics, Gravis

Thanks To:
Ian Colquhoun, Rod Shean, Brian Fitzgerald, Sharon Williams, Todd Schaffer, Richard and Sandra Schaefer, Rick Bowles, Greg Bogden, Cindy Sievert, Brad Mason, Chuck Goldman, Karin Colenzo, Wendy Brevik, Jennie Brevik, Hanna Carroll, Katie Newell, Karen Weiss, Kurt Beaver, Stan McDonald, Brian Sexton, Michael Wan, Megan Williams, Jessica Gensley, Beth Ann Parks, Brian Piltin, Johnathan Root, Brett Supernaw, Sabeer Bhatia, Mark Rearick, Brad Mason, Diane Kodama, Bernadette Sexton, Barbara Uhlmann, Patricia McDonald, Kris Kelley, Alissa Vaage, Denise Hernandez, Paula White, Rachel Marie Hawley, Laura Gaber, Isaac Matarasso, Susan Stafford, Gretchen Witte, Alan Dabiri, Walter Takata, Jason Sailor, Nathalie Didier, Nicole Welke, Dawn Caddel, Tracey McNaughton, Ray the Soda Guy, Sam Raimi, A. Guiness Brewing Co., John Woo, Chow Yun Fat, Jackie Chan, Proposition 215, Rumiko Takahashi, Bunchy & Mason, The Friends of Stan, The Zoo Crew, Team Hamro, Brazil 2001, RUSH, Cornholio, THE BROS., Dar, Emeril Lagasse, Tom Waits, Ice-Cube, The Strike Team Deflectors, Tony Levin, Big Jim and the Twins, Jag'rmeister, The Megasphere, Condor, The Allower, The Sunday Night Group, Gravitar, Steinway Pianos, Round Table Pizza, The Poxy Boggards, Urban Mystic & Co., Caffeine, Hunter Rose, Marly mediums in the box, sweet Poteen, Dave Scarpitti, The Byter, Bim Man, Krissann for color, Avalon Tattoo, James, Whaleboy, Dunsel Training Institute, monkeys, Dob Bole, Rootes Group, Porshe, Bongo, Scarlett, Apollo. The House of Mediocrity, Amelias, The King, Saag and All the folks at Davidson

In memory of
Lawrence and Barbara Williams
David A. Hargrave
Tony "Xatre" Collin
Thomas H Sexton

Very Special Thanks to
Bob and Jan Davidson
Walter Forbes

WARRANTY

Each company of the HAVAS INTERACTIVE group is named "HAVAS INTERACTIVE" in the paragraphs below:

Havas Interactive warrants for a period of ninety (90) days from the date of purchase that the software title contained in this package shall be free from defects in material and workmanship. In the event that this software titles proves defective during that time period, Havas Interactive will provide the customer with a functionally equivalent disk upon receipt by Havas Interactive of proof of purchase and the defective product.

REPAIR, REPLACEMENT, OR REFUND AS PROVIDED IN THIS WARRANTY IS THE EXCLUSIVE REMEDY OF THE CONSUMER. CUC SHALL NOT BE LIABLE FOR ANY INCIDENTAL OR CONSEQUENTIAL DAMAGES FOR BREACH OF ANY EXPRESS OR IMPLIED WARRANTY. EXCEPT TO THE EXTENT PROHIBITED BY APPLICABLE LAW, ANY IMPLIED WARRANTY OF MERCHANTABILITY OR FITNESS FOR A PARTICULAR PURPOSE ON THIS PRODUCT IS LIMITED IN DURATION TO THE DURATION OF THIS WARRANTY.

Some countries do not allow the exclusion or limitation of incidental or consequential damages, or allow limitations on how long an implied warranty lasts, so above limitations or exclusion may not apply to you.

COPYRIGHT NOTICE

The software title and the manual are copyrighted. All rights reserved. They may not, in whole or part, be copied, photocopied, reproduced, translated, or reduced to any electronic medium or machine-readable form without prior consent, in wirting, from Havas Interactive. The user of this product shall be entitled to use the product for his or her own use, any commercial use being excluded, but shall not be entitled to sell or transfer the reproductions of the software or manual to other parties in any way, nor to rent or lease the product to others without written permission of Havas Interactive.

[You are entitled to use this software title on a single computer in a single location and on only one terminal at any given time. Any further use is prohibited.]